

Issue number: BT-BB-020631-560-0007

# Bramford to Twinstead Reinforcement

3.3.4 Typical Design and Layout Plans:  
Stour Valley East Cable Sealing  
End Compound

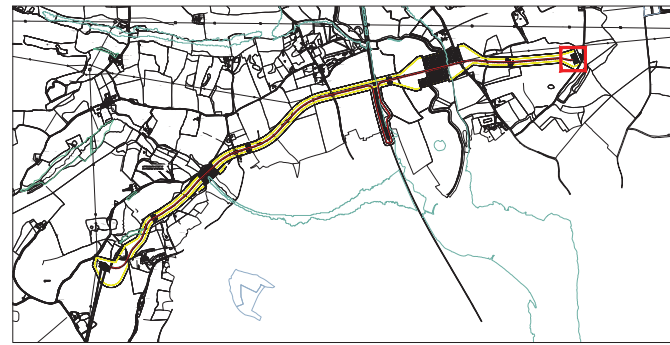
January 2022



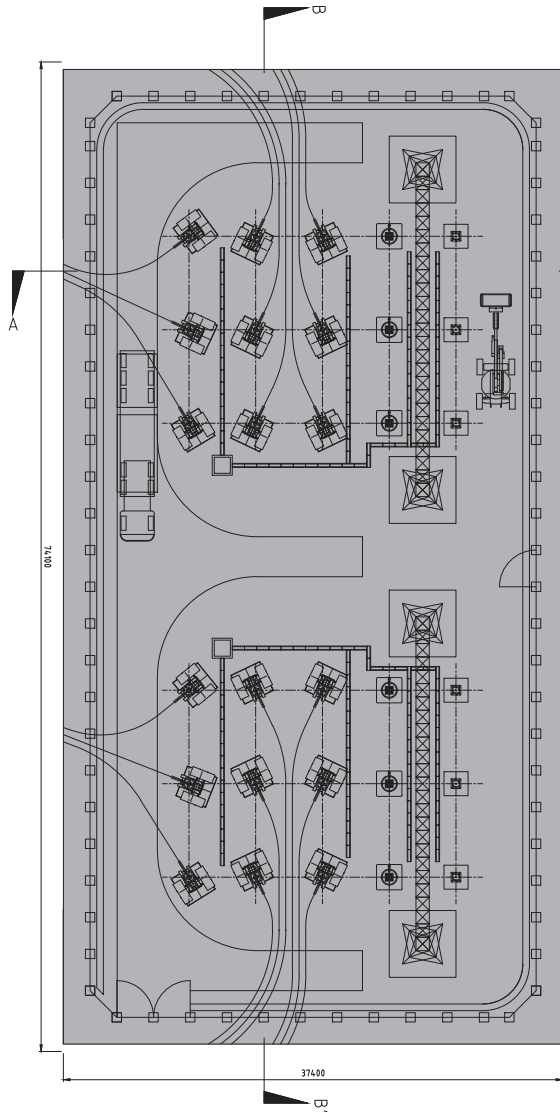
nationalgrid



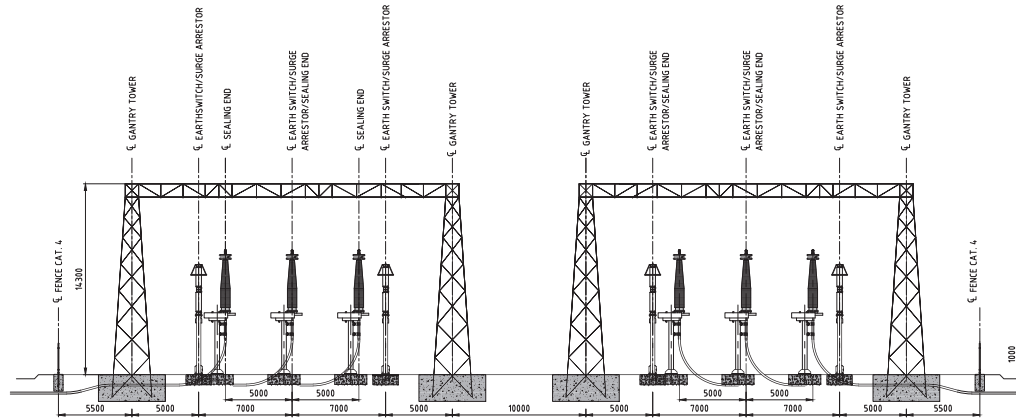
*Page left blank for printing purposes*



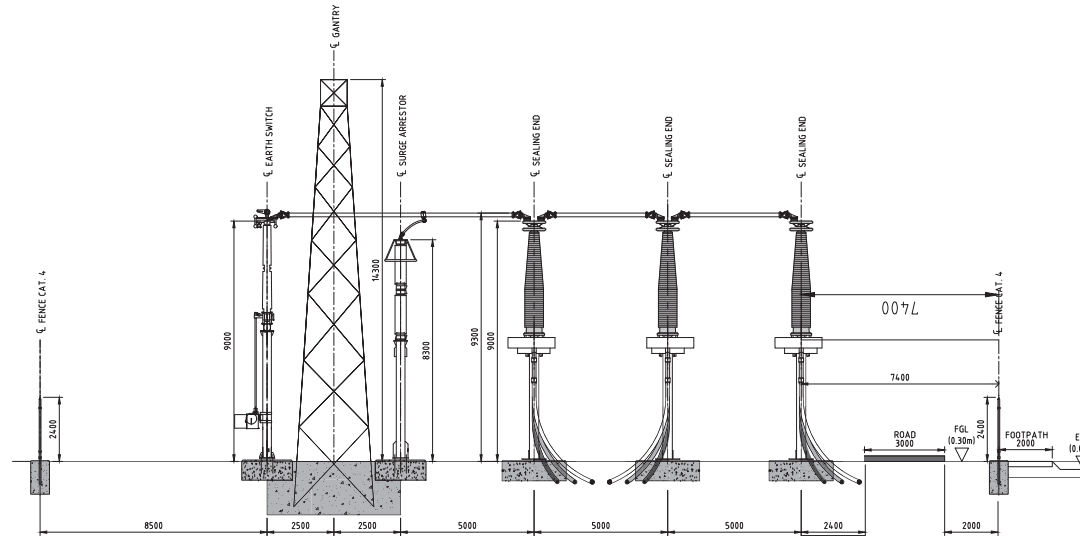
KEY PLAN  
 SCALE 1:50000



SEALING END COMPOUND: PLAN VIEW  
 SCALE 1:200



SEALING END COMPOUND: SECTION B-B'  
 SCALE 1:200



SEALING END COMPOUND: SECTION A-A'  
 SCALE 1:100

These drawings are illustrative. They have been produced to give respondents an understanding of project features and to help inform feedback on the project. The final development will be within the Order Limits and the design of these aspects will be finalised in due course. Further information is provided in our 'Guide to interacting with our consultation plans' document.

**FOR STATUTORY CONSULTATION PURPOSES ONLY**

ISSUE	<b>P11</b>	Remarks:
DRAWN	AH	
DESIGN / D.C.	-	
CHKD	DC	
APPD	BJ	
DATE	15/12/2021	NG Investment No. 21847
Project		

BRAMFORD TO TWINSTEAD



Title  
 3.3.4 Typical design and layout plans: Stour valley east cable sealing end compound

Circuit / Site	Bramford - Pelham - Braintree - Rayleigh	ACAD
Originator Drawing No.	PN/CSED/9147	A1
NG Drawing No.	BT-BB-020631-560-0007	
Scale:	AS STATED	
Sheet No.	2	No. of Sheets 4
Issue	<b>P11</b>	

National Grid plc  
National Grid House,  
Warwick Technology Park,  
Gallows Hill, Warwick.  
CV34 6DA United Kingdom

Registered in England and Wales  
No. 4031152  
[nationalgrid.com](http://nationalgrid.com)