


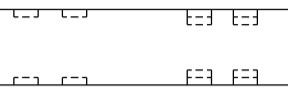
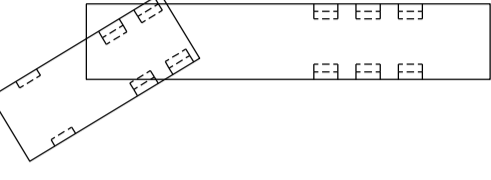





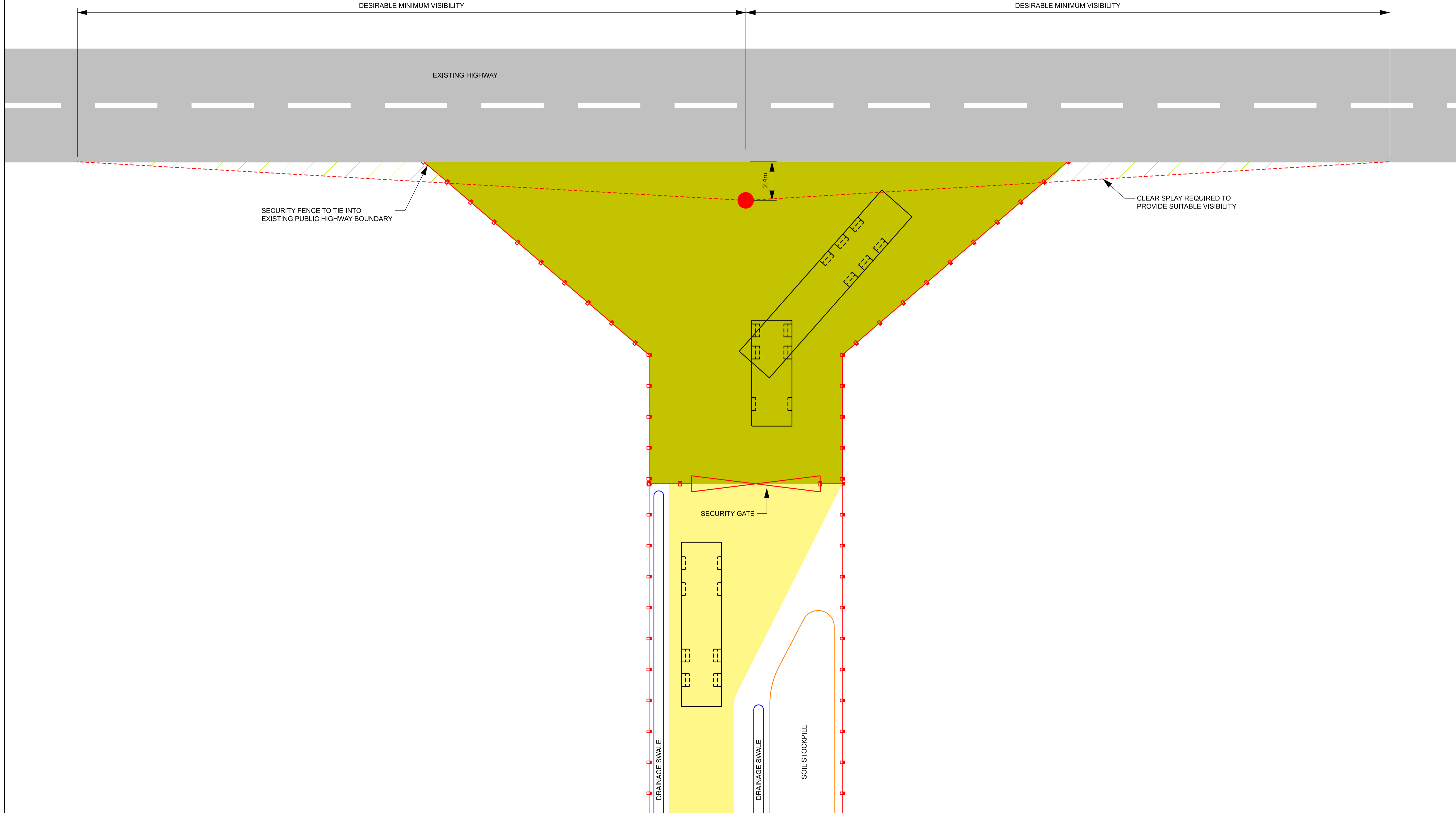
NATIONAL GRID (NORTH HUMBER TO HIGH MARNHAM) ORDER
 ILLUSTRATIVE ACCESS BELLMOUTH AND VISIBILITY SPLAY
 SHEET 1 OF 1

Legend

-  VISIBILITY SPLAY
-  PROPOSED SECURITY FENCE
-  SECURITY GATE
-  TIPPER TRUCK
-  ARTICULATED LOW LOADER
-  ZONE OF VISIBILITY
-  BELLMOUTH
-  ACCESS ROAD

Notes

1. ALL DIMENSIONS ARE INDICATED IN METRES (m) UNLESS NOTED OTHERWISE
2. THIS DRAWING IS SCALED AT PAPER SIZE A1, THEREFORE ANY PRINTS TAKEN AT SMALLER SIZES WILL AFFECT ACCURACY OF THE MEASUREMENT UNITS AND SHOULD NOT BE SCALED AGAINST
3. THE PROPOSED ARRANGEMENT IS SHOWN FOR INDICATIVE PURPOSES ONLY. DIMENSIONS AND DESIGN MAY VARY ACCORDING TO SITE CONDITIONS AND CONSTRUCTION ACCESS REQUIREMENTS.
4. BELLMOUTH DESIGN HAS BEEN BASED ON THE DESIGN MANUAL FOR ROADS & BRIDGES (DMRB)
5. THE DRAWING DOES NOT INCLUDE ANY INFORMATION ON BELLMOUTH OR HIGHWAY DRAINAGE, UTILITIES, OR OTHER ASSETS WHICH MAY NEED TO BE PROTECTED OR DIVERTED AS PART OF THE WORKS. THESE WILL BE DETERMINED AND DESIGNED BY THE SUCCESSFUL CONTRACTOR.
6. DETAILS OF ANY SIGNAGE, LINING, SURFACING, OR OTHER HIGHWAYS INFRASTRUCTURE ASSOCIATED WITH BELLMOUTH CONSTRUCTION SUBJECT TO AGREEMENT WITH THE RELEVANT LOCAL HIGHWAY AUTHORITY.
7. FOR DETAILS OF ACCESS ROAD BEYOND THIS POINT, REFER TO TYPICAL ACCESS ROAD CROSS SECTION DRAWING.
8. VEGETATION CLEARANCE AND/OR GROUNDWORKS MAY BE REQUIRED TO FACILITATE MINIMUM SIGHT DISTANCES. VISIBILITY SPLAY DEPTH TAKEN AS 2.4m, AS SET OUT FOR A SIMPLE PRIORITY JUNCTION IN DESIGN MANUAL FOR ROADS AND BRIDGES DOCUMENT CD 123 PARAGRAPH 3.8 (2B).
9. VISIBILITY SPLAYS SUBJECT TO SITE SPECIFIC CONDITIONS.



Issue	Date	Remarks	Drawn	Checked	Approved
A	FEBRUARY 2025	FOR STATUTORY CONSULTATION	JDH	TF	JKS

Title
 NATIONAL GRID
 (NORTH HUMBER TO HIGH MARNHAM) ORDER
 ILLUSTRATIVE ACCESS BELLMOUTH
 AND VISIBILITY SPLAY
 SHEET 1 OF 1

nationalgrid

Application Number: EN020034
 National Grid Drawing Reference: NHM-NG-ENG-DWG-0011

Scale: 1:125	Sheet Size: A1	Sheet: SHEET 1 OF 1	Issue: A
--------------	----------------	---------------------	----------