

Fast Reserve

Market Information for Tenders for June 2011

National Grid publishes this information, in order to inform potential participants for the Fast Reserve tender round for June 2011.

Fast Reserve Availability

Our indicative requirement for Fast Reserve in June 2011 is shown on a Settlement Period basis in Figure 1. This requirement covers weekdays, Saturdays, Sundays and Bank Holidays.

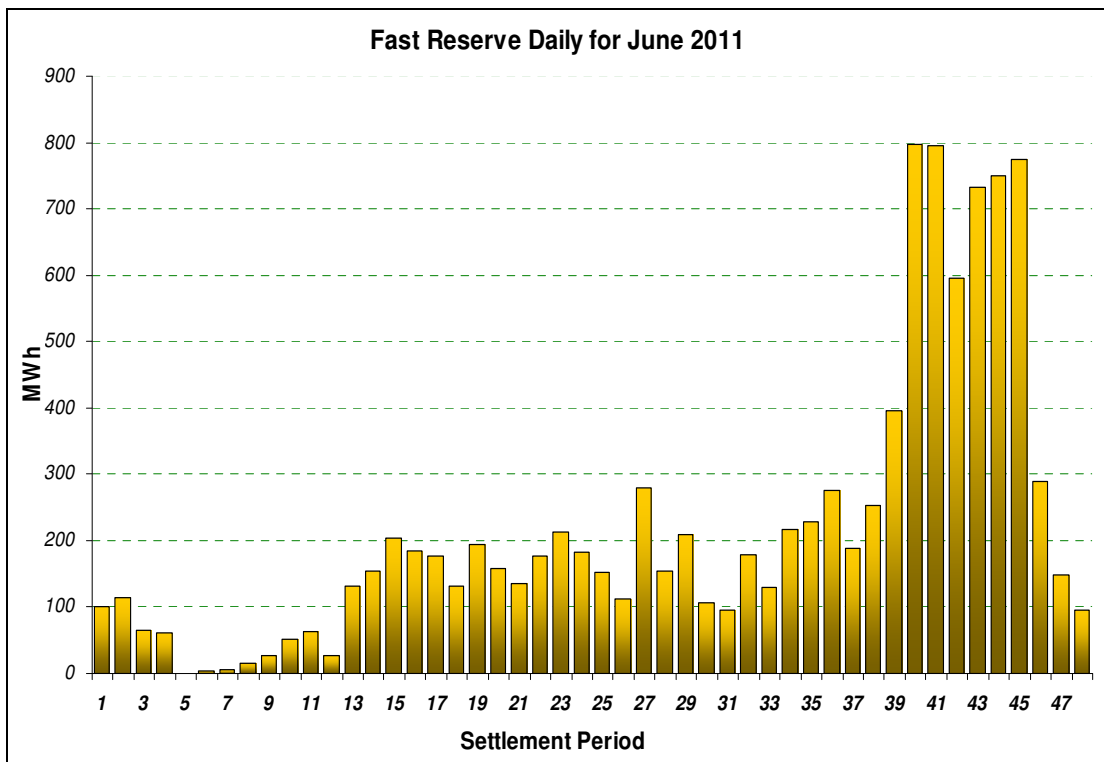


Figure 1

Figure 1 gives an indication of the times of day when Fast Reserve is most useful to National Grid. The actual amount of Fast Reserve "holding" varies from day to day, according to system conditions.

Fast Reserve Utilisation

The following BM information is based on the aggregate of Offers plus Bids accepted to provide Fast Reserve or an equivalent service. Note that the data for April 2011 contains both out-turn and forecast.

Figure 2 shows the daily utilisation of Fast Reserve in the BM and elsewhere during March 2011 and April 2011.

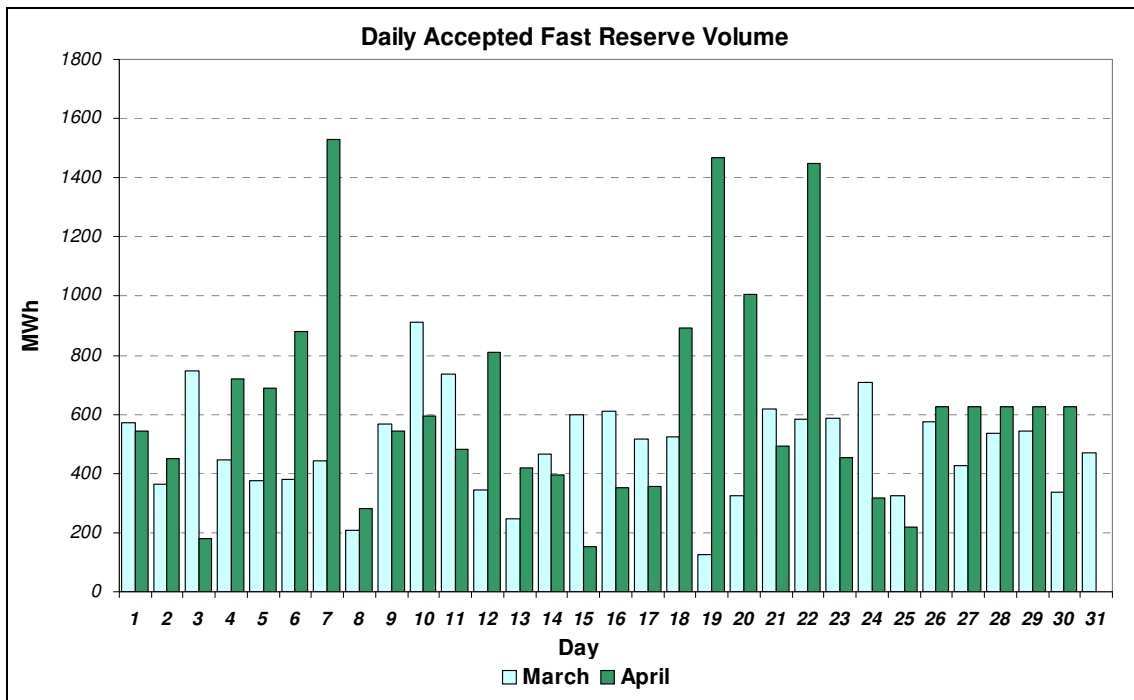


Figure 2

Figure 3 represents this data as total utilisation by Settlement Period across each month. This shows the daily profile of Fast Reserve utilisation.

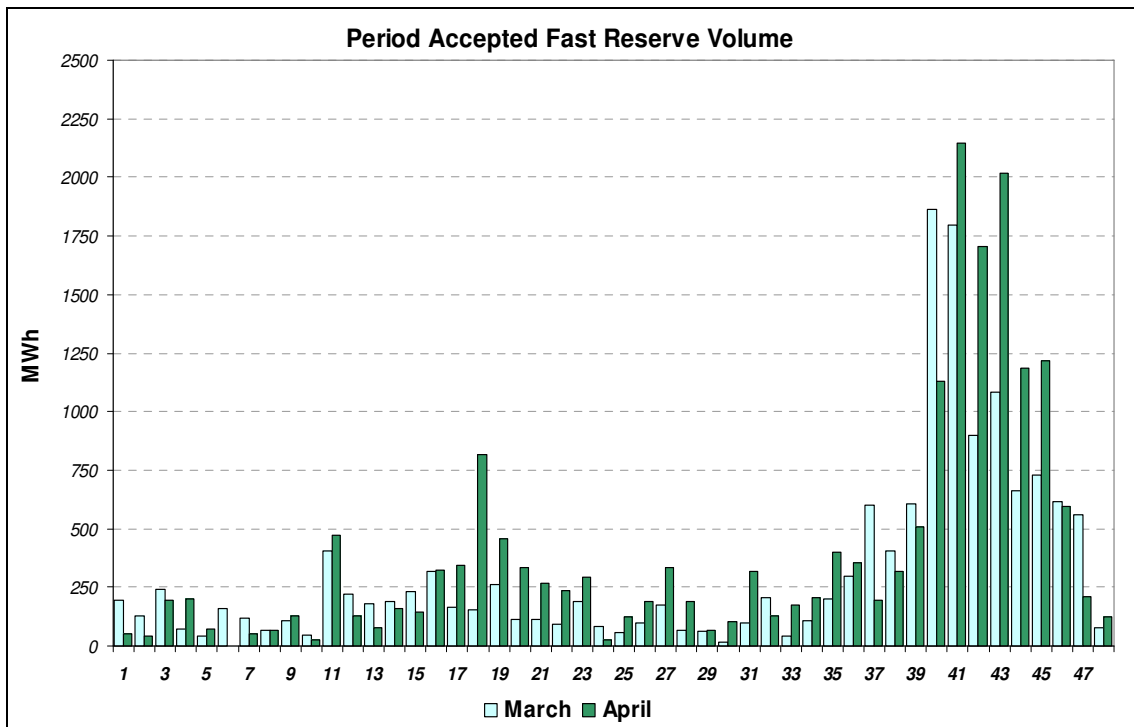


Figure 3

Figure 4 represents the same historical data, as an average utilisation price per Settlement Period for each month.

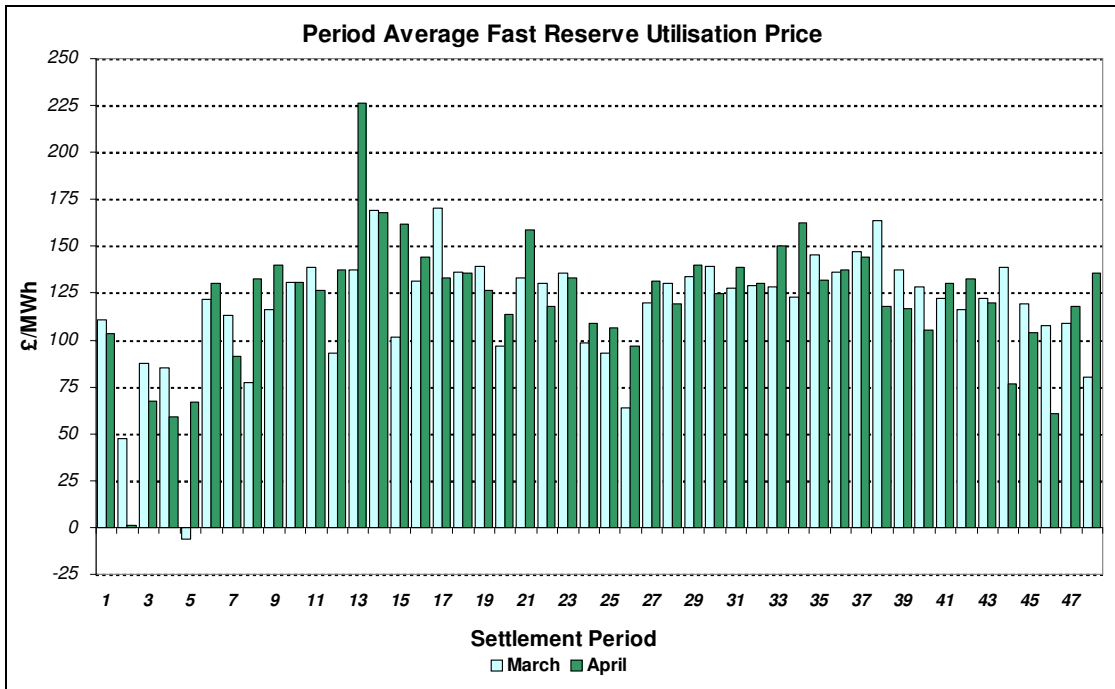


Figure 4

Finally, the same data is used in Figure 5, below, to show the profile of total Fast Reserve utilisation expenditure per Settlement Period for each month.

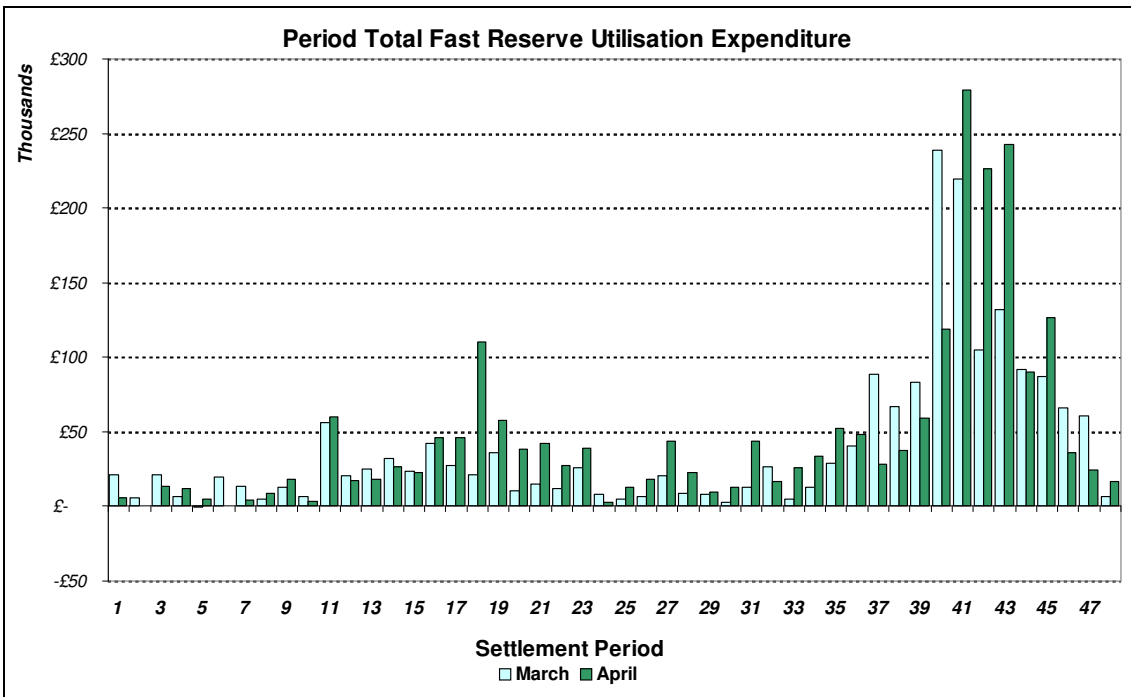


Figure 5

The total volumes of Fast Reserve utilisation of **15.22GWh** for March and **18.83GWh** for April, broken down into price bands are as follows:

March	Price band (£/MWh range)	Volume (MWh)	Average Price (£/MWh)	Cost (£m)
OFFERS	2000 to 99999	0	n/a	n/a
	1000 to 2000	0	n/a	n/a
	300 to 1000	0	n/a	n/a
	0 to 300	13,902	130	1.81
Total		13.9GWh		£1.81m
BIDS	0 to 300	-843	23	-0.02
	-300 to 0	-420	-177	0.07
	-1000 to -300	-53	-600	0.03
	-2000 to -1000	0	n/a	n/a
	-99999 to -2000	0	n/a	n/a
Total		-1.32GWh		£0.09m
Total		15.22GWh		£1.89m

April	Price band (£/MWh range)	Volume (MWh)	Average Price (£/MWh)	Cost (£m)
OFFERS	2000 to 99999	0	n/a	n/a
	1000 to 2000	0	n/a	n/a
	300 to 1000	2	350	0.00
	0 to 300	16,153	139	2.25
Total		16.15GWh		£2.25m
BIDS	0 to 300	-2,537	16	-0.04
	-300 to 0	-89	-168	0.01
	-1000 to -300	-53	-475	0.03
	-2000 to -1000	0	n/a	n/a
	-99999 to -2000	0	n/a	n/a
Total		-2.68GWh		£0.m
Total		18.83GWh		£2.25m

For the month of June 2011, tenders from eligible Service Providers for firm Fast Reserve should be submitted to National Grid by **Tuesday 3rd May 2011** (business day 1) for multi-month tenders, or **Thursday 5th May 2011** (business day 3) for single month tenders. National Grid will notify Service Providers of the outcome of the tender assessment by **Monday 16th May 2011** (business day 10).

Tenders should be sent by post for the attention of:

Bea Ennim
Network Operations
National Grid Electricity Transmission plc
National Grid House
Warwick Technology Park
Gallows Hill
Warwick
CV34 6DA