

STCP19-3 Issue 004 Operational Notification & Compliance Testing

STC Procedure Document Authorisation

Company	Name of Party Representative	Signature	Date
National Grid Electricity Transmission plc			
SP Transmission Ltd			
Scottish Hydro-Electric Transmission Ltd			

STC Procedure Change Control History

Issue 001	04/07/2005	First Issue following BETTA Go-Live
Issue 002	25/10/2005	Incorporating change PA034 & PA037
Issue 003	18/05/2006	Incorporating change PA046
Issue 004	20/03/2008	Incorporating change PA049

1 Introduction

1.1 Scope

- 1.1.1 To connect or use the GB Transmission System, a User must comply with the requirements of the CUSC. This procedure outlines the responsibilities of NGET and the TOs associated with NGET or a User's obligations under the Grid Code, CUSC or Bilateral Agreement and that involve or affect the TO.
- 1.1.2 A User request for connection to the GB Transmission System may require a new Connection Site to be provided by the Host TO, or may require a modification to an existing Connection Site, either of which may necessitate reinforcement of the GB Transmission System.
- 1.1.3 NGET shall procure that relevant Grid Code and site specific contractual requirements are met. This may be managed through the Operational Notification Panel (ONP) chaired by NGET.
- 1.1.4 Where a request to change an existing Connection has Compliance implications which may involve or affect a TO, NGET and the TO(s) shall agree which parts of this procedure are required and which parts of this procedure may be omitted.
- 1.1.5 For the avoidance of doubt, User information shall only be exchanged between Parties when required by the TO and in accordance with STC Schedule 3.
- 1.1.6 This procedure applies to NGET and each TO. For the purpose of this document, the TOs are:
- SPT; and
 - SHETL.
- 1.1.7 This procedure sets out the requirements for the exchange of information in respect of Compliance between NGET and each TO associated with a User request for connection to or use of the GB Transmission System. However, it should be noted that this does not cover the full process that is triggered by a request for embedded generation, as the DNO interfaces are not reflected in STCPs. The additional details are incorporated in an agreement involving the DNOs.

1.2 Objectives

- 1.2.1 The objectives of this procedure are to specify:
- the responsibilities of Parties in relation to Operational Notification and Compliance Testing activities;
 - the requirements for exchange of information between Parties related to Operational Notification and Compliance activities;
 - an outline structure for the organisation of data; and
 - the means of communication to be used across the NGET – TO interface.
- 1.2.2 This procedure includes the Parties' responsibilities in respect of Compliance which involve or affect TO assets. This applies to all requests and data changes submitted by Users for connection to or use of the GB Transmission System.
- 1.2.3 Appendix C contains a summary of responsibilities on Parties with respect to Operational Notification and Compliance Testing.
- 1.2.4 For the avoidance of doubt the testing and energisation of TO Plant and/or Apparatus is covered under STCP 19-4 Commissioning and Decommissioning.

2 Key Definitions

2.1 *For the purposes of STCP 19-3 Operational Notification & Compliance Testing:*

- 2.1.1 **Commissioning Panels** are the panels chaired by the Host TO to manage and facilitate the commissioning and decommissioning of Plant and/or Apparatus.
- 2.1.2 **Compliance** means the Compliance of User Equipment to the requirements of the Grid Code, CUSC, Construction Agreements and the User's Bilateral Agreement.
- 2.1.3 **Compliance Monitoring Statement** means a statement produced by NGET or a TO (in accordance with Appendix B1) for each new connection covering all areas of Compliance.
- 2.1.4 **Compliance Testing** means the process validating User Equipment for Compliance.
- 2.1.5 **Distribution Network Operator (DNO)** means a holder of a Distribution Licence.
- 2.1.6 **Energisation Notice** means a certificate issued by NGET to the User prior to energisation (see example in Appendix B3).
- 2.1.7 **Final Connection Conditions Compliance Report (FCCCR)** means technical schedules provided by the User to NGET following synchronisation.
- 2.1.8 **Final Operational Notification (FON)** means a certificate issued by NGET to the User following successful completion of the Compliance process.
- 2.1.9 **Host TO** means either
- (i) the TO of the Connection Site or New Connection Site; or
 - (ii) in the case of an Embedded User, the TO to which the relevant Distribution System is connected.
- 2.1.10 **Interim Connection Conditions Compliance Report (ICCCR)** means technical schedules provided by the User to NGET prior to synchronisation.
- 2.1.11 **Relevant Standards** means the GB Security and Quality of Supply Standards.
- 2.1.12 **Operational Notification Panel (ONP)** means a panel chaired by NGET comprising of the parties in 3.1.2 to ensure Compliance.
- 2.1.13 **Schedule of Unresolved Compliance Issues** means a register of outstanding Compliance issues attached to the Interim Operational Notification (ION) which require resolution prior to the issue of the FON.
- 2.1.14 **Statement of Completeness** means a statement indicating that NGET is satisfied the User Equipment is Compliant and requesting the TOs to agree to the issue of the FON (see proforma in Appendix B7).
- 2.1.15 **Statement of Readiness** means a statement from a User indicating that User Equipment is ready to be energised or synchronised, as appropriate.

3 Procedure

3.1 Operational Notification Panel (ONP)

- 3.1.1 The ONP's function is to assist the Compliance process. For the avoidance of doubt, the ONP's objectives do not remove a similar obligation placed on a Party, and where an objective of the ONP is not achieved, a similar obligation shall remain on the relevant Party, where one exists.
- 3.1.2 The ONP shall comprise technical, operational and commercial representation from NGET and the User, and technical and operational representation from the Host TO and affected TO as appropriate.
- 3.1.3 For Demand connections where the Compliance issues may be dealt with by the Commissioning Panels with no requirement for an ONP, NGET shall seek agreement with the Host TO for this to be dealt with in accordance with STCP 19-4 Commissioning and Decommissioning. In such cases, the relevant schedules of the Interim Connection Conditions Compliance Report (ICCCR) provided by the User to NGET will be forwarded to the Commissioning Panels. NGET shall procure User data reasonably required by the Host TO for Commissioning of Plant and/or Apparatus at the Connection Site to the prescribed timetable.
- 3.1.4 The objectives of the ONP may include :-
- to exchange Parties contact details with the User for Compliance issues;
 - to provide the User with generic guidance about the Compliance process;
 - to ensure that the Operational Notification process is implemented as appropriate;
 - to discuss /explain the technical requirements the User will have to meet in relation to the Relevant Standards and Other Codes, and enduring data and data submission requirements and to implement this process;
 - to effect the exchange of the Safety Rules (in accordance with CUSC and Grid Code requirements) and make the User aware of the Grid Code Safety From The System, and safety authorisation requirements;
 - to exchange the names of Safety Co-ordinators acting on behalf of the User and Host TO (in accordance with Grid Code OC8b).
 - to obtain confirmation that the Safety Co-ordinators acting on behalf of the User and Host TO are authorised and competent pursuant to the requirements of the Grid Code;
 - to facilitate the exchange of technical and non-technical data between the User, NGET and the relevant TOs relating to the User Connection;
 - to establish a forum for the review of the ICCCR and FCCCR following submission by the User;
 - to agree with the User the programme for checking the theoretical Compliance with Grid Code to be completed prior to the issue of an Energisation Notice or ION, and the agreement of a programme for validation thereafter;

- to ensure the User submits the relevant documentation to demonstrate that their Plant and/or Apparatus is compliant to the Relevant Standards and Other Codes, during the different stages of the project;
 - to agree the connection requirements for the first energisation or synchronisation, and identify any issues or restrictions relating to the assets involved;
 - to ensure that the programme of Compliance Testing and checks have been successfully completed to allow either energisation or synchronisation of the User Equipment to the system; and
 - to provide a forum to progress any issue of non-Compliance that may arise;
- 3.1.5 NGET shall maintain minutes of the meetings, the actions, and the progress records, it may also receive progress reports from the Commissioning Panels as required. The ONP shall agree the schedule and nature of its meetings.

3.2 Process

- 3.2.1 An ONP is required following:
- acceptance of an offer by a User for a connection to the GB Transmission System;
 - acceptance of an offer by a User for a connection of a Large Power Station to a DNO's System; or
 - receipt of a notification by NGET of changes to be made to User Equipment.
- 3.2.2 If a change to an existing connection has Compliance implications that may involve or affect a TO, NGET shall organise an initial meeting with the relevant TO(s). At this meeting, NGET and the TO(s) shall agree which parts of this procedure are required and which parts may be omitted.
- 3.2.3 Any Party may propose that an ONP is not required. If all Parties agree that an ONP is not required, then any Compliance issues may be dealt with at any relevant Commissioning Panel(s).
- 3.2.4 If Parties agree that an ONP is required, NGET shall organise a meeting between the User (including any User representatives), NGET, the appropriate TO(s) representatives and, where relevant, the appropriate DNO representatives. The purpose of this meeting is:
- to discuss/agree the timescales for Compliance Testing; and
 - to discuss/ explain the Compliance process the User shall be required to meet for the connection requested and how this will be achieved.
- 3.2.5 When an ONP is required, NGET shall set up and chair the ONP, provide a point of contact for Compliance issues and ensure the Operational Notification process is implemented.
- 3.2.6 Following the establishment of the ONP, Parties and the affected User shall exchange contact names and contact details.
- 3.2.7 In accordance with the Grid Code, NGET shall forward to the Host TO the list of the names of Safety Co-ordinators provided by the User to NGET, together with written confirmation that the Safety Co-ordinators acting on behalf of the User have been certified authorised and competent by the User.

- 3.2.8 The TO(s) shall notify the ONP of any issues affecting the operational capability of TO(s') assets involved in Compliance Testing and checks, for establishing the User connection.
- 3.2.9 The Host TO shall be responsible for managing safety on the TO side of the ownership boundary and where access to the User Equipment is through the Transmission Site. The TO shall provide guidance to the User on how Safety From The System will be maintained and any safety authorisation requirements.
- 3.2.10 NGET shall require the exchange and agreement of Safety Rules (in accordance with the CUSC and Grid Code) in relation to a Connection Site. The Host TO shall confirm to NGET in writing when a copy of the User's Safety Rules have been received and approved, and when a copy of that TO's Safety Rules have been sent to the User. NGET shall confirm to the TO in writing when the TO's Safety Rules have been agreed by the User. Should a User fail to provide Safety Rules then the Host TO shall require NGET to procure the User's Safety Rules.
- 3.2.11 The Host TO shall be responsible for managing their own Transmission works, protection, substation control co-ordination, and determining co-ordination requirements across the ownership boundary to the User at the Connection Site. Should the User fail to carry out any necessary co-ordination requirements identified by the TO then the TO shall be entitled to require NGET to resolve the issue with the User.
- 3.2.12 For each new connection or change to User Equipment, NGET or the Host TO (as appropriate) shall produce the relevant parts of a Compliance Monitoring Statement. This shall be produced in accordance with Appendix B1 and shall cover all areas of Compliance that need to be satisfied prior to issue of an Interim Operational Notification (ION) or FON (as appropriate). NGET shall then provide the affected TO(s) with copies of the Compliance Monitoring Statement.
- 3.2.13 NGET shall procure that the User provides the technical and non-technical data and information set out in CUSC Section 2, the Grid Code and the relevant Bilateral Agreement. NGET shall forward the appropriate technical data and information received from the User to the affected TO(s). For the avoidance of doubt the data provided to the affected TO(s) shall include, but not be limited to, any data required for design and development of their Transmission System, including updates to Grid Code DRC data, network models and excitation models, and shall be provided in accordance with STC Schedule 3.
- 3.2.14 The Host TO shall provide Site Responsibility Schedules (SRS) for the Connection Site to NGET prior to either energisation or synchronisation of the User Equipment. NGET shall procure that the User provides the data required by the Host TO for the SRS.
- 3.2.15 In the case of a Transmission Site, the Host TO shall provide Operation Diagrams for the Transmission Site prior to either energisation or synchronisation of the User Equipment. NGET shall procure that the User provides the data required by the Host TO for the Operation Diagram.
- 3.2.16 In the case of a User Site, the Host TO shall provide the data required by the User for the creation of an Operation Diagram to NGET. NGET shall procure that the User provides the Operation Diagram to NGET and to the Host TO prior to either energisation or synchronisation of the User Equipment.
- 3.2.17 NGET shall consider the GB Transmission System risks that may arise from the User Equipment being Synchronised to the GB Transmission System, identify any contingency arrangements required, and advise the Host TO and any affected TO(s) appropriately.

- 3.2.18 Prior to the ION being issued, NGET shall extract from the ICCCR provided by the User, and copy to the Host TO, the relevant parts of the technical data schedules for matters associated with the TO Construction Agreement. This will include all updates to Grid Code DRC data, network models and excitation models. If the relevant parts of the technical data schedules make references to external documents, those external documents should be provided to the Host TO.
- 3.2.19 NGET shall ensure that the User or his representative will carry out such off-load Compliance Testing as required to ensure the User Equipment meets Bilateral Agreement obligations.
- 3.2.20 NGET shall review Compliance Testing documentation and may witness off load tests, and/or checks on User Equipment as considered appropriate by NGET or the relevant TO, and report back to the ONP. NGET shall forward to the TO the results of tests relevant to the technical specification advised by the TO in the TO Construction Agreement. The TO may make reasonable requests to review Compliance Testing documentation and may witness off load tests.
- 3.2.21 Completion of the 'Approved Signature' column in the Compliance Monitoring Statement in Appendix B1 can be electronic. i.e. it is sufficient for this to contain a date and the initials of the point of contact for NGET or the TO.
- 3.2.22 NGET shall review any remaining Compliance aspects of the ICCCR and obtain resolution of any issues of non-Compliance from the User to both NGET's satisfaction and, with respect of the items discussed in section 3.2, the satisfaction of the relevant TO.

3.3 Agreement for Energisation (AFE) and Connection Site Specification (CSS)

- 3.3.1 On receipt of the Statement of Readiness (SOR) from a User, NGET shall request confirmation from the relevant TOs that the TO is satisfied that the User Equipment can be Energised or Synchronised as specified in the SOR. The TO shall respond to the request to NGET within 5 Business Days to confirm that it is in agreement with the proposal to release the ION or Energisation Notice as appropriate, or provide NGET with reasons as to why the ION or Energisation Notice should not be released (see example of TO Agreement for Energisation (AFE) in Appendix B2, and example of TO Agreement for ION in Appendix B4).
- 3.3.2 The TO shall submit to NGET a Connection Site Specification prior to the provision of an AFE or Agreement for ION. The TO must create or revise (as appropriate) any Connection Site Specification to reflect the information contained in the relevant TO Construction Agreement.

3.4 Interim Operational Notification (ION)and Energisation Notice

- 3.4.1 On receipt of the AFE or Agreement for ION from the TO, NGET shall follow the GB CUSC process for issuance of an ION or Energisation Notice, to the User. A copy of the ION or Energisation Notice will be provided to the relevant TOs. The ION will include a Schedule of Unresolved Compliance Issues.
- 3.4.2 An ION must be issued in accordance with this section prior to the first time a Generating Unit is energised or Synchronised. Where there is a significant period between Energisation of new Plant or Apparatus connected to a Connection Site and the first time a Generating Unit is Synchronised at that Connection Site, NGET shall issue an Energisation Notice to the User for site demand only (in the form contained in Appendix B3).

3.5 Compliance Assessment

3.5.1 Following synchronisation of the User Equipment to the GB Transmission System, a programme of tests to confirm Compliance of the User Equipment will be proposed by the User for agreement by NGET and the relevant TOs. The tests may be witnessed by NGET and, with User agreement, the relevant TOs. The relevant TOs may also make reasonable requests to review Compliance Testing documentation.

3.5.2 NGET and each TO shall co-ordinate activities to ensure that the control system models used by each Party accurately reflects as practically as possible the actual performance of User Equipment. The test results will be used to validate the control system models and data submitted previously to NGET, where applicable, frequency control, voltage control and reactive capability.

3.5.3 NGET shall update relevant parties of progress on unresolved Compliance issues by providing an updated ION from time to time.

3.6 Final Operational Notification (FON)

3.6.1 NGET shall ensure the User complies with any site-specific technical conditions as set out in the Grid Code and the relevant Bilateral Agreement, including those specified by the TO in the TO Construction Agreement.

3.6.2 On successful completion of the Compliance Testing NGET shall

- obtain an FCCCR from the User;
- confirm that NGET has a valid control system model(s);
- request confirmation from the TO that the TO has valid control system model(s); and
- ensure that the data in the FCCCR is the most up to date.

3.6.3 NGET shall extract from the FCCCR and copy to each TO, the relevant parts of the technical data schedules for matters associated with the TO Construction Agreement including all updates to Grid Code DRC data, network models and excitation models. Wherever a User fails to provide any such documentation or notifications then the TO may require NGET to obtain the appropriate documentation or notifications. If the relevant parts of the technical data schedules make references to external documents, those external documents should be provided to the Host TO.

3.6.4 When NGET is satisfied that the FCCCR is suitably complete and that the User Equipment meets all the requirements defined in the Relevant Standards, Other Codes, and the User's Bilateral Agreement, NGET shall send a Statement of Completeness (SOC) to the relevant TOs for signature (see example of SOC in Appendix B7).The TOs shall sign the SOC and return it to NGET within 5 Business Days to confirm that it is in agreement with the proposal to release the FON or provide NGET with reasons as to why it is unable to sign the SOC.

3.6.5 Following receipt of a signed SOCs from the TOs, NGET shall issue an FON to the User. A copy of the FON will be provided to the relevant TOs.

3.6.6 Following signature of the SOC, the Host TO shall update the Connection Site Specification as appropriate and submit such a revised Connection Site Specification to NGET

3.7 Compliance post FON

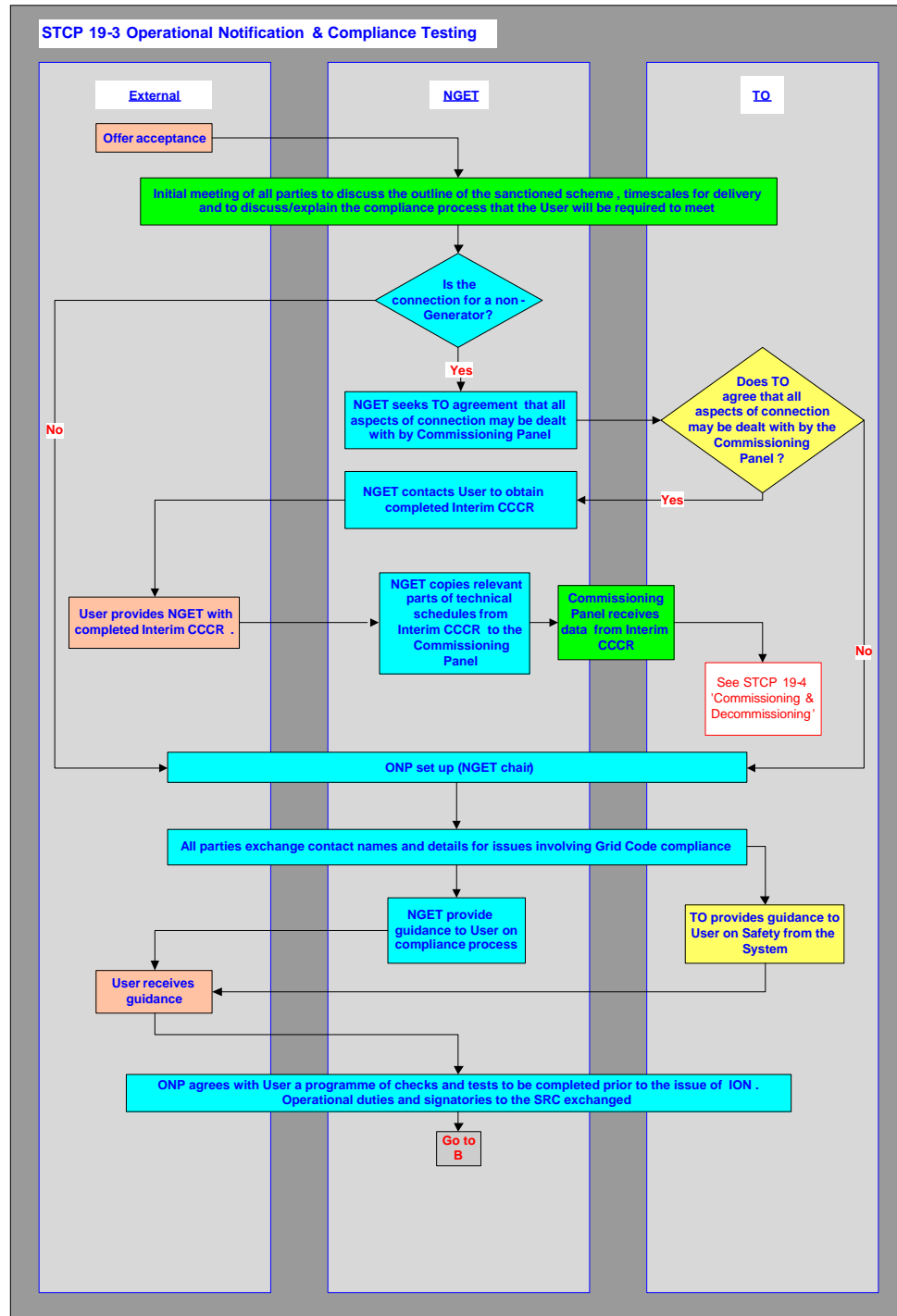
- 3.7.1 If either NGET or a TO has reasonable grounds to believe that a User is not complying with the Grid Code in respect of the matters addressed in the ION and FON process:
- 3.7.1.1 That Party shall notify the other(s);
- 3.7.1.2 The Parties shall exchange such information as they have available concerning the suspected non-compliance; and
- 3.7.1.3 NGET and the TO shall meet to discuss and agree any further action to be taken, which may include:
- gathering further information;
 - raising issues with the User;
 - NGET requiring the User to partake in further compliance verification. In such circumstances the TO shall provide NGET with reasonable assistance, and NGET shall provide to the TO any relevant technical including all updates to Grid Code DRC data, network models and excitation models; or
 - NGET taking appropriate enforcement action.

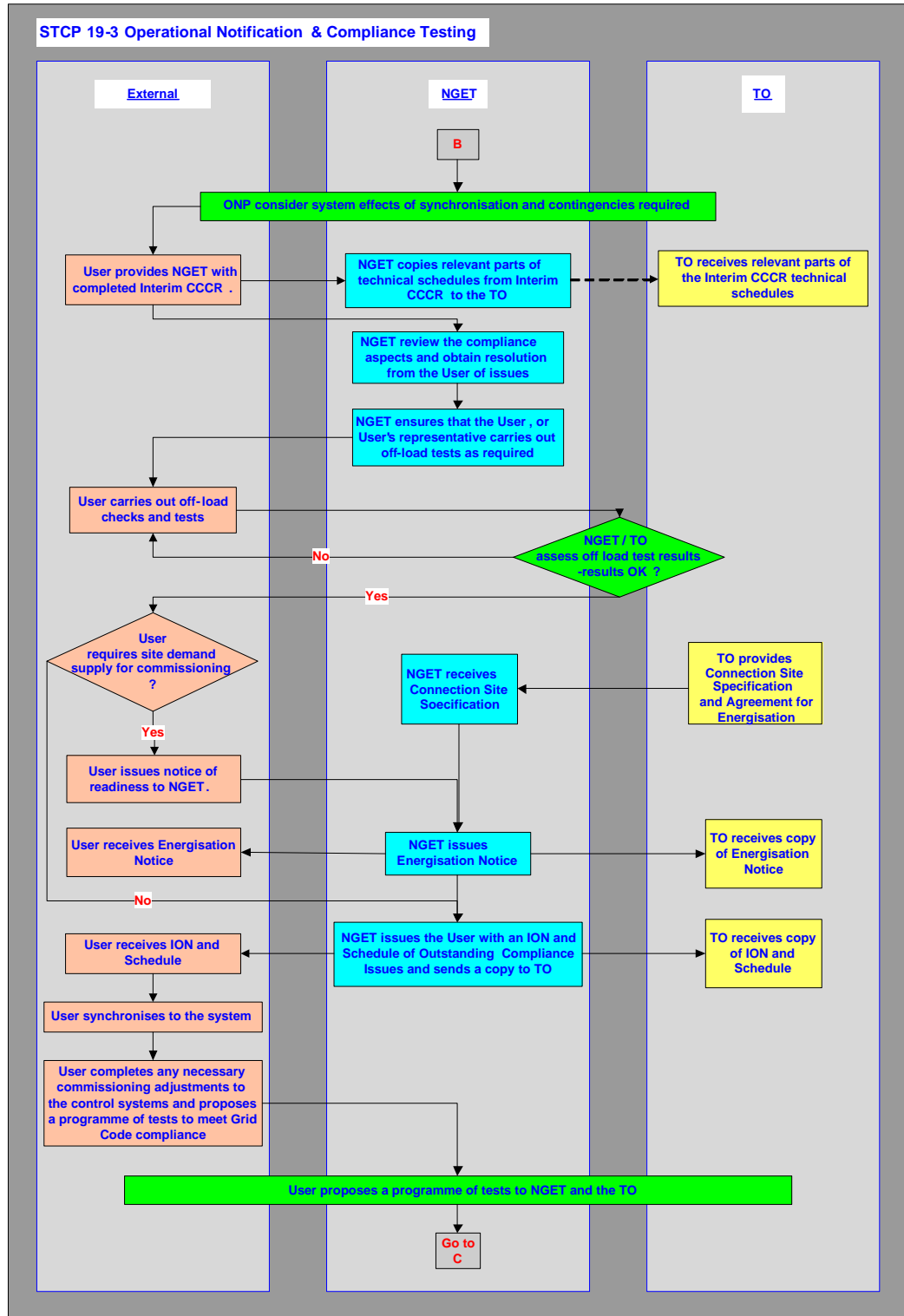
3.8 User Data Library

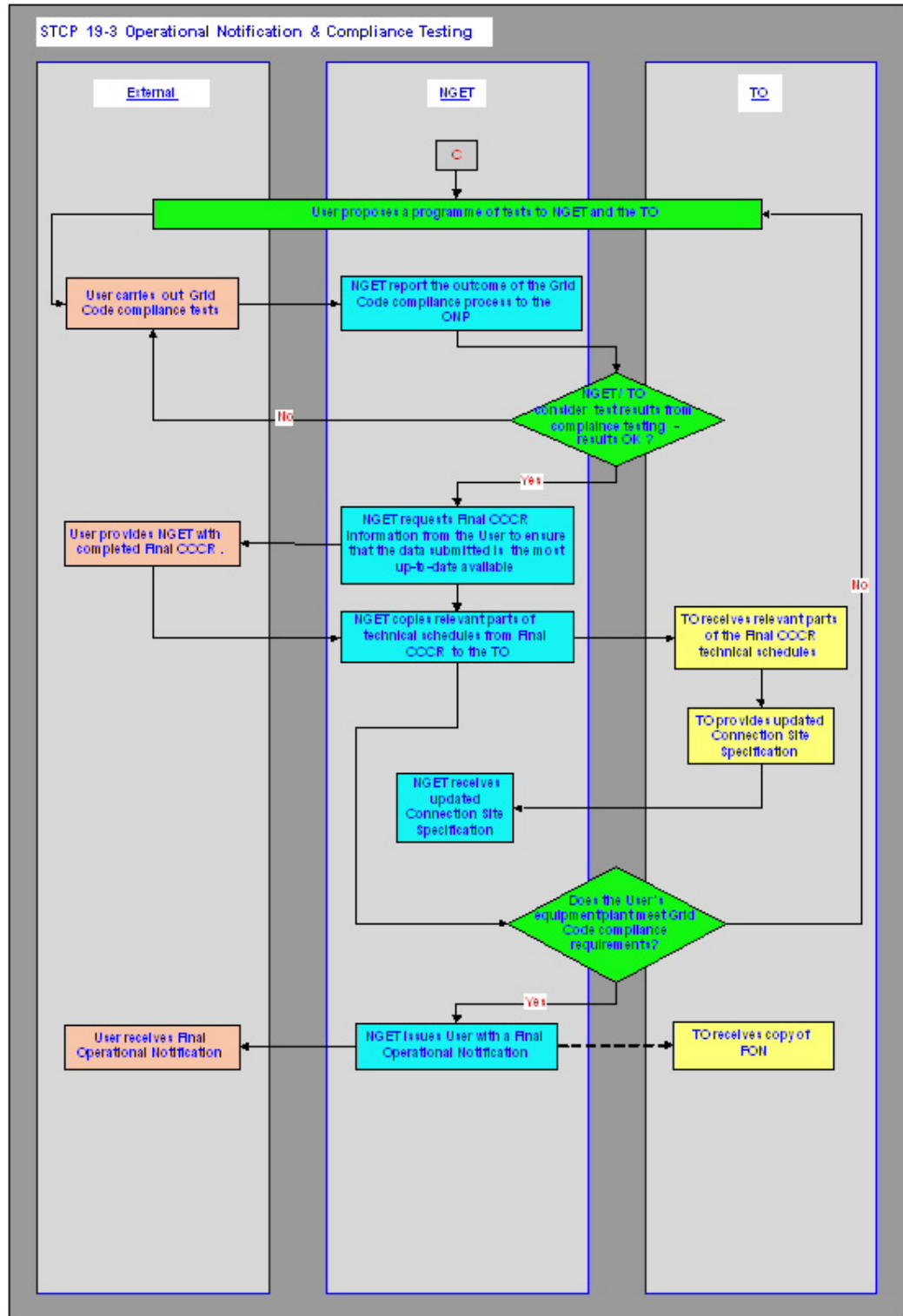
- 3.8.1 To facilitate data sharing and organisation, all data provided by the User to NGET as part of the Operational Notification and Compliance process will be located within a common and standard User Data Library structure as specified in Appendix B9.
- 3.8.2 The User Data Library is intended only as an as an outline structure to provide a common and consistent primary level of organisation for data and reports. NGET and the TO will agree sub structures to the User Data Library where deemed necessary to accommodate issues relating to particular connection sites.
- 3.8.3 For the avoidance of doubt the library is limited to data relating to User owned equipment and data provided by the User relating to boundary and interface responsibilities. The content of the library will depend upon connection agreements and ownership boundaries.
- 3.8.4 The Lead Role (as marked in the User Data Library structure in Appendix B9) is the Party responsible for reviewing the data.

Appendix A: Flow Diagram

Note that the Process Diagrams shown in this Appendix A are for information only. In the event of any contradiction between the process represented in this Appendix and the process described elsewhere in this STCP, then the text elsewhere in this STCP shall prevail.







Appendix B: Standard Forms/Certificates

B1: EXAMPLE OF COMPLIANCE MONITORING STATEMENT

The Compliance Monitoring Statement spreadsheet is available on the STC website <http://www.nationalgrid.com/uk/Electricity/Codes/sotocode/>.

Customer:	Anygen	Energisation of User Assets - Date:	01/03/05
Connection Site:	Scotland	Synchronisation of User Assets - Date:	01/03/05
Date of Bilateral/Construction Agreement:	01/01/01	Metering Commissioning Date (Demand)	01/03/05
Transmission Connection Asset Comm. Prog. Commencement Date:	15/01/05	Completion Date	15/07/05
Transmission Owner	SSE		

Compliance Monitoring Statement

Part 1: SO LEAD

Connection: GEP

Information/Data and Activity Requirements	Code or Agreement Ref.	User Data Library Ref.	Required by TO	NGC Responsible Unit	Interim Approval		Final Approval	
					Planned Date	Signature and Date	Planned Date	Signature and Date
Before Start of Commissioning:								
User Site Name (not in STCP19-3 CMS)	CC 5.2(f)		Yes	Customer Agreements				
Confirm BCA/CONSAG technical issues in line with TOCA	BCA/CONSAG and TOCA		Yes	Customer Agreements				
Detailed Planning Data	PC5.4 / PC4.4.2, PC, A.5	3	Yes	Network Design				
Gen Unit Outages/Output & Other User Equipment Outages	OC2, DRC Sched 3	4.1/4.2	No	Operations and Trading, Planning				
Legal Agreements (CUSC)		A.1	Yes	Customer Agreements				
Commissioning Programme issued	CONSAG 2.10	A.2	Yes	Engineering Services				
User's Statement of Readiness to Commence Commissioning Programme	CONSAG 4.1	A.3	Yes	Customer Agreements				
Mandatory Services Agreement - to be entered	CUSC 1.3.3	A.5	No	Contracts & Trading				
Before Energisation:								
Exchange of Telephone Numbers for Joint System Incidents	CC5.2/OC9 & BCA 5.4	1.12	Yes	Operations and Trading, Operational Performance.				
Grid Code Data - User System Data	PCA.4 DRC Scheds 5, 10,11 & 13 CONSAG 5.5	2.1.1	Yes	Network Design				
Evidence of User Equipment compliance - Tariff Metering	CC.6.2.2.3.5 BCA F5	2.5	No	Elexon				
User confirmation of readiness for energisation		A.3	Yes	Customer Agreements				
Codes for BMUs	(1) Scheme Team Process (2) BSCP15	A.6	No	Customer Agreements / O&T				
National Grid (Transmission Company) BMU registration confirmation	BSCP15	A.7	No	Operations and Trading, Business Systems				
Connection Conditions Compliance Report Parts 1&2	CONSAG 5.5	User Data Library	Yes	Generator Dynamic Performance				

STCP19-3 Operational Notification & Compliance Testing

Issue 4.0 – 20/03/2008

Before Synchronisation (ION):								
FAX machine and Tel No	CC6.5.9. BCA F5 Sched	1.13	Yes	IS Telecomms				
Site Specific Technical, BCA App F5, evidence of compliance - Additional Communication Facilities e.g. EDL, EDT	CONSAG 8 & BCA App F5	2.6	No	Operations and Trading, Performance				
Physical Notification Submission	CC6.5.8 (a) BCA F5 Sched	2.6	No	IS Telecomms				
Data Entry Terminals	CC6.5.8 (b) BCA F5 Sched	2.6	No	IS Telecomms				
Grid Code Data - Generating Plant	PCA 5, OC 2, DRC Sched 1 & 2, CONSAG 5.5	3.1, 3.2	Yes	Generator Dynamic Performance				
Control Systems (Excitation and Governor) - evidence of compliance including suitability of generating plant data supplied	CC6.3, BCA App F5	3.1.2	Yes	Generator Dynamic Performance				
Pole Slipping Protection	CC6.2.2.3.4, SA App F5	3.5	Yes	Generator Dynamic Performance				
User Statement of Readiness to Use the GB Transmission System	CONSAG 5.5	A.3	Yes	Customer Agreements				
Users Familiarity with Balancing mechanism process.		A.8	No	Operations and Trading, Business Systems				
Ancillary Services Monitoring		A.9	No	Generator Dynamic Performance				
Connection Conditions Compliance Report (Interim) Part 3	CONSAG 5.5	User Data Library	Yes	Generator Dynamic Performance				
Before Final Operational Notification:								
Islanding Protection	CC 6.3.15	3.1	Yes	Generator Dynamic Performance				
Compliance tests: Governor, AVR/PSS, CC 6.3.3	CC 6.3.3	3.5	Yes	Generator Dynamic Performance				
Reactive Capability tests	CC 6.3.2 CC 6.3.4	3.6.1	Yes	Generator Dynamic Performance				
Fault Ride Through Compliance	CC 6.3.15	3.6.4	Yes	Generator Dynamic Performance				
Connection Conditions Compliance Report (Final)	CC 6/CC 7 & SA 5	User Data Library	Yes	Generator Dynamic Performance				

STCP19-3 Operational Notification & Compliance Testing

Issue 4.0 – 20/03/2008

Customer:	Anygen	Energisation Date:	01/03/05
Connection Site:	Scotland	Synchronisation Date:	01/03/05
Date of Bilateral/Construction Agreement:	01/01/01	Transmission Company Commissioning Date & Effective From Date (BSCP 15 terminology)	01/03/05
Comm. Prog. Commencement Date:	15/01/05	Completion Date:	15/07/05
Transmission Owner	SSE		

Compliance Monitoring Statement

Part 2: TO LEAD

Connection: GEP

Information/Data and Activity Requirements	Code or Agreement Ref.	User Data Library Ref.	Required by NGC	TO Responsible Unit	Interim Approval		Final Approval	
					Planned Date	Signature and Date	Planned Date	Signature and Date
Before Start of Commissioning:								
RISSP Prefixes (not in STCP19-3 CMS)	CC 5.2(h)	1.11	Yes					
Safety Rules applicable during commissioning	OC8/CC5.2, TOCA	1.2	Yes					
Safety Rules applicable after commissioning	OC8/CC5.2	1.2	Yes					
Local Safety Procedures applicable during commissioning	OC8, TOCA	1.9	No					
Local Safety Procedures applicable after commissioning	OC8	1.9	No					
Safety Co-ordinators - confirmation of names, authorisation and competence	CC 5.2/OC 8 & TOCA	1.10	No					
Before Energisation:								
Interface Agreements	CC7.6	1.1	Yes					
Evidence of LJRP 'miniplan' (if NGC do not require a substantive LJRP)	OC9	1.14	Yes					
Local Switching Procedures	OC7.6	1.3	Yes					
Site Responsibility Schedules - Persons authorised to sign	CC5.2/CC7.3 TOCA	1.5	Yes					
Site Responsibility Schedules - Exchange of Information for preparation	CC5.2, TOCA	1.5	Yes					
Site Responsibility Schedules - Issue	CC5.2/CC7.3	1.5	Yes					
Operation Diagrams and Gas Zone Diagram for the Connection Point (or equivalent User diagram for LEG)	CC5.2/CC7.4 TOCA	1.6	Yes					
Site Common Drawings – to be agreed and exchanged	CC5.2/CC7.5 TOCA	1.7	Yes					
Control Telephony	CC6.5.2, TOCA	1.8	Yes					
Evidence of User's Equipment compliance - Operational Metering	CC6.2.2.3.5	2.4	Yes					
Earthing	CC6.3.11 for GEP, CC6.4.2 for GSP, TOCA	1.4	Yes					
Protection of Interconnecting Connections	CC6.2.3.6.1 for GSP, CC6.2.2.3.1 for GEP, TOCA	2.1.2	Yes					
Circuit Breaker fail	CC6.2.3.1.1(c) for GSP, CC6.2.2.3.1 for GEP, TOCA	2.1.2	Yes					
Fault Disconnection Facilities (from Transmission protection)	CC6.2.3.2(PES), TOCA	2.1.2	Yes					
System Fault clearance times, Protection and Relay Settings	CC6.2.2.5 for GEP, CC6.2.3.4 for GSP, TOCA	2.1.2	Yes					
Harmonic distortion, flicker, NPS. (generation)	CC6.1.5-7, CC6.2.1.1, CC6.4.2	2.1.3	Yes					
Before Synchronisation (ION):								
Special Automatic Facilities (e.g. intertrip)	TOCA	2.3	Yes					
Site Specific Technical, BCA App F5, evidence of compliance - System Monitoring	CC 6.6, TOCA	2.7	Yes					
Before Final Operational Notification:								
Compliance Tests on Demands (harmonics, flicker etc)	CC6.1.5-7, CC6.2.1.1, CC6.4.2	2.8	Yes					

B2: EXAMPLE OF TO AGREEMENT FOR ENERGISATION

National Grid Electricity Transmission plc	<i>Ref</i>
National Grid House	<i>Ref</i>
Warwick Technology Park Gallows Hill	<i>Date</i>
Warwick CV34 6DA	<i>Contact</i>
	<i>Telephone no</i>

Dear Sirs

***[Power Station]*– Agreement for Energisation**

SP Transmission Ltd (SPT) and National Grid Electricity Transmission Ltd (NGET) are parties to a TO Construction Agreement dated *[date]* in respect of *[Power Station]* (“the Site”) which facilitates the connection of the Site to the GB Transmission System or use of the GB Transmission System in respect of the Site.

NGET has received a Statement of Readiness (SOR) from the User, and has asked SPT for confirmation that the User Equipment can be energised as specified in the SOR attached to this letter.

SPT hereby confirms its agreement, that NGET may issue an Energisation Notice consistent with the attached SOR.

Should you require any further information please contact *[SPT Contact]*, telephone *[telephone number]*.

Yours sincerely

Customer and Performance Director (Scotland)

B3: EXAMPLE OF ENERGISATION NOTICE

[xxxx]

UK General Counsel & Company
Secretary

[]@uk.ngrid.com

Direct tel +44 (0)1926 65XXXX

Direct fax +44 (0)1926 65XXXX

www.nationalgrid.com

[date]

Our Reference; []

[power station] – Energisation of [xxx]

Dear Sirs

National Grid Electricity Transmission plc (“The Company”) and [party] are parties to a Bilateral Connection Agreement [Bilateral Embedded Generation Agreement](the “Bilateral agreement” [and Construction Agreement] (the “Construction Agreement”) dated [date] providing for [connection to and] [use of] the GB Transmission System at [connection site] [site of connection].

You have notified The Company of your readiness to energise [equipment] at [location] on [date].

The Company confirms that with effect from the [date], the User’s [Equipment] for [power station] at [location] can be energised and remain, energised for the sole purpose of Commissioning the User Equipment [and taking demand from the GB transmission system]. Such right is without prejudice to the exercise of any rights The Company may have under the Grid Code and Bilateral Agreement, including without limitation the Disconnection and/or De Energisation of the User Equipment.

Please note that the individual Generating Plant cannot be instructed to synchronise until the Company has issued an Interim Operational Notification in respect of [power station].

Terms defined in the Connection and Use of System Code (CUSC), the Bilateral Agreement, [the Construction Agreement] and the Grid Code have the same meaning in this letter.

Should you require any further information regarding this matter please contact [CAM] on telephone number [01926 65XXXX] or e-mail [jo.bloggs]@uk.ngrid.com

Yours faithfully

UK General Counsel & Company Secretary

cc [] Network Design, NGET
[] Compliance & Data, NGET
[] Operations & Trading, NGET
[] Engineering Services, NGET
[] [Customer and Performance Director and [Named Contact], SPT/ TBA, SHETL] [TO]
[[] [Customer and Performance Director and [Named Contact], SPT/ TBA, SHETL] [Affected TO]]

B4: EXAMPLE OF TO AGREEMENT FOR INTERIM OPERATIONAL NOTIFICATION

National Grid Electricity Transmission plc	<i>Ref</i>
National Grid House Warwick Technology Park	<i>Ref</i>
Gallows Hill Warwick CV34 6DA	<i>Date</i>
	<i>Name</i>
	<i>Telephone No</i>

Dear Sirs

[Power Station]– Interim Operational Notification

SP Transmission Ltd (SPT) and National Grid Electricity Transmission Ltd (NGET) are parties to a TO Construction Agreement dated [date] in respect of [Power Station] (“the Site”) which facilitates the connection of the Site to the GB Transmission System or use of the GB Transmission System in respect of the Site.

NGET has received notification of the User’s intention to synchronise generating units at the Site on or after [date].

There are a number of matters which are unresolved at the present. These must be resolved before SP Transmission can consent to NGET issuing a final Operational Notification in respect of the Site. These issues are summarised in the attached Schedule of Unresolved Compliance issues. The unresolved matters do not however form grounds for SPT preventing NGT from issuing an interim Operational Notification (ION).

SPT hereby confirms its agreement, that NGET may issue an ION effective from *[Start Date]* to *[End Date]* (“the Term”) subject to the condition that significant progress is made towards the resolution of the unresolved issues within the timescales listed in the schedule during the Term. On completion of the Term, SPT will decide whether to permit NGET to issue a further ION for a fixed period or a FON.

This letter is issued without prejudice to the exercise of any rights SPT may have under or pursuant to the Grid Code, the System Operator Transmission Owner Code or the TO Construction Agreement.

Should you require any further information please contact *[SPT Contact]*, telephone *[telephone number]*.

Yours sincerely

Customer and Performance Director (Scotland)

B5: EXAMPLE OF INTERIM OPERATIONAL NOTIFICATION DOCUMENT

Our Ref: []

Date: []

Customer Agreements

National Grid Electricity Transmission plc
National Grid House
Warwick Technology Park
Gallows Hill
Warwick
CV34 6DA

Tel No: 01926-65####
Fax No: 01926-656605
Mobile: #####
Jo.bloggs@uk.ngrid.com

[power station] - Interim Operational Notification

Dear Sirs,

National Grid Electricity Transmission plc (“The Company”) and [party] are parties to a [Bilateral Connection Agreement]/[Bilateral Embedded Generator Agreement]/[Bilateral Embedded Large Licence Exemptable Agreement] (the “Bilateral Agreement”).and [Construction Agreement] (the “Construction Agreement”)dated [] providing for [connection to and use] / [use] of the NGETGB Transmission System at [connection Site] [site of Connection]

You have notified NGET of your intention to synchronise the [unit/power station] on or after [day, date]. Under the [Construction Agreement] [Bilateral Agreement] NGET is required to notify you that the provisions of the Bilateral Agreement [and the Construction Agreement] have been complied with (if that is the case) and that [unit/power station] at the [Connection Site] [site of connection] can therefore become Operational (an “Operational Notification”).

There are a number of matters which are unresolved at present which must be resolved before NGET can issue a Final Operational Notification (“FON”) in respect of [Connection Site]

[site of connection]. The current situation is summarised in the attached Schedule of Unresolved Compliance Issues. The unresolved matters do not however prevent NGET from issuing an Interim Operational Notification (ION).

NGET therefore confirms the issue of an ION effective from [date] to [date] (the "Term") subject to the condition that significant progress be made towards the resolution of the unresolved issues within the timescales listed in the schedule during the Term. On completion of the Term NGET will decide whether to issue a further ION for a fixed period or an FON.

This ION is issued without prejudice to the exercise of any rights NGET may have under the Grid Code, the Construction Agreement and Bilateral Agreement, including without limitation the Disconnection and/or De Energisation of the User's Equipment.

Terms defined in the CUSC, the Construction Agreement, the Bilateral Agreement and the Grid Code have the same meaning in this letter.

Should you require any further information regarding this matter or the attached schedule please contact [], telephone 01926-[].

Company Secretary & General Counsel

- cc [] Network Design, NGET
- [] Compliance & Data, NGET
- [] Operations & Trading, NGET
- [] Engineering Services, NGET
- [] [Customer and Performance Director and [Named Contact], SPT/ TBA, SHETL] [TO]
- [[] [Customer and Performance Director and [Named Contact], SPT/ TBA, SHETL] [Affected TO]]

[] Connection Site\Site of Connection

Schedule of Unresolved Compliance Issues in respect of [unit]
as at [date]

Item	GC* Ref	Issue – Brief Description	Programme to Resolve Including Expected Date	to End	Contact NGET/Customer
1					
2					
3					
4					
5					
6					
7					
8					
9					
10					
11					
12					
13					

B6: PROFORMA FOR STATEMENT OF COMPLETENESS (SOC)

Date: []

Our ref: []

Addresses for SPT

Customer & Performance Director Scotland
ScottishPower Energy Networks
New Alderston House
Dove Wynd
Bellshill
ML4 3FF

Copy to:-

[The principle contact for the construction project as per STCP 19-2 paragraph 5.1.2]

ScottishPower Energy Networks
New Alderston House
Dove Wynd
Bellshill
ML4 3FF

Addresses for SHETL

The Company Secretary
Scottish and Southern Energy
Inveralmond House
200 Dunkeld Road
Perth
PH1 3AQ

Copy to:

Director of Regulation
Scottish and Southern Energy
Inveralmond House
200 Dunkeld Road
Perth
PH1 3AQ

Dear Sirs

[Power Station / Site] – Statement of Completeness

National Grid Electricity Transmission plc (“NGET”) and [SPT / SHETL] are parties to a TO Construction Agreement dated [] in respect of the [Power Station / Site (“the Site”) which facilitates the connection of the Site to the GB Transmission System or use of the GB Transmission System in respect of the Site.

On [], and with the agreement of [SPT / SHETL] dated [], NGET issued an Interim Operational Notification (“ION”) in respect of the Site which has subsequently been extended to remain in force until []. The unresolved issues associated with the ION were set out in the ‘Schedule of Unresolved Compliance Issues’ attached to the ION dated [] which was sent to the User and copied to [SPT /

SHETL]. The ION was issued subject to the condition that significant progress be made towards the resolution of the unresolved issues.

NGET can confirm that these issues have now progressed to the point where it is NGET's intention to issue a Final Operational Notification ("FON") for the Site with effect from [] subject to [SPT's/SHETL's] agreement. Accordingly, NGET requests [SPT / SHETL] to indicate their agreement by signing and dating this Statement of Completeness below and returning a copy to NGET. In the event that [SPT /SHETL] do not agree to the issue of a FON in respect of the Site we request that you respond within five business days stating why a FON should not be issued.

In taking this step NGET confirms that it has passed all the relevant plant performance data to [SPT / SHETL] and will maintain this information.

Signing box for NGET

Signing box for SPT

B8: EXAMPLE OF FINAL OPERATIONAL NOTIFICATION

Date: []

Our Ref: []

Your Ref:

Customer Agreements

National Grid Electricity
Transmission plc

National Grid House
Warwick Technology Park
Gallows Hill
Warwick
CV34 6DA

For the Attention of []

Company Secretary

[]

[]

[]

[]

[]

Tel No: 01926-65####

Fax No: 01926-656605

Mobile: #####

Jo.bloggs@uk.ngrid.com

Dear Sirs

**[] at [] Power Station - Final Operational
Notification**

National Grid Electricity Transmission plc ("NGET") and [party] are parties to a [Bilateral Connection Agreement]/[Bilateral Embedded Generator Agreement]/[Bilateral Embedded Large Licence Exemptable Agreement] (the "Bilateral agreement") and [Construction Agreement (the "Construction Agreement")] dated [] providing for [connection to and use] / [use] of the NGET Transmission System at [Connection site] [site of connection] as .

On [date] NGET issued an Interim Operational Notification ("ION") in respect of [] Power Station which has subsequently been extended to remain in force until [date] (the "Term"). The unresolved issues associated with the ION were set out in the 'Schedule of Unresolved Compliance Issues' attached to the letter dated []. The ION was issued subject to the condition that significant progress be made towards the resolution of the unresolved issues and on completion of the Term NGET would decide whether to issue a further ION for a fixed period or a Final Operational Notification ("FON").

NGET is pleased to confirm that these issues have now progressed to the point where an FON for [] Power Station can be issued with effect from []. In taking this step NGET is relying upon your continued co-operation with providing plant performance data as and when system frequency deviations occur.

Terms defined in the CUSC, Bilateral Agreement, Construction Agreement and Grid Code have the same meaning in this letter.

I should like to take this opportunity to wish every success to your Power Station in its future operation.

Should you require any further information regarding this matter please contact [Connection Agreement Manager] on 01926-65####.

Yours faithfully

General Counsel & Company Secretary

cc	[CAM]	Customer Agreements, NGET
	[]	Network Design, NGET
	[]	Compliance & Data, NGET
	[]	Operations & Trading, NGET
	[]	Engineering Services, NGET
	[]	New Connection Agreements, NGET
	[]	[Customer and Performance Director and [Named Contact], SPT/ TBA, SHETL] [TO]
	[[]	[Customer and Performance Director and [Named Contact], SPT/ TBA, SHETL] [Affected TO]]

B9: USER DATA LIBRARY

The User Data Library is intended as an outline structure to provide a common and consistent primary level of organisation for data and reports. Further sub structures are added where necessary to accommodate issues relating to particular connection sites.

The user data library should be limited to data relating to Developer owned equipment and data provided by the Developer relating to boundary and interface responsibilities. The populated data will vary depending upon connection agreements and ownership boundaries.

The User Data Library has five main sections

- Part A: Commercial & Legal
- Part 1: Safety & System Operation
- Part 2: Connection Technical data
- Part 3: Generation Technical Data
- Part 4: General DRC Schedules

‘Commercial and Legal’ contains all the legal agreements and statements and all the connection process and registration documents essential to the Operational Notification and Compliance process but which are not requirements of the Grid Code or BCA Technical Appendices.

‘Safety and System Operation’ contains all documents that relate to safety across the ownership boundary and the operational interface of the Users equipment.

‘Connection Technical Data’ contains Grid Code DRC schedule 5 and all other documents relating the capability, performance and protection of the connection site equipment and complete details of the connection site metering facilities and communications.

‘Generation Technical Data’ contains Grid Code DRC schedules 1, 2, 4 & 14 and all other documents relating to the capability, performance and protection of the Users generation equipment (where applicable). It includes results of all studies & tests needed to confirm generation performance compliance.

‘General DRC Schedules’ contains all the remaining DRC schedules other than 1, 2, 5, 4 & 14.

All DRC schedules must be self contained submissions and not reference other parts of the User Data Library. However if convenient other library submissions may reference the DRC schedules. NGET will on request provide suitable pro forma’s for DRC data schedules submissions.

User Data Library - Outline Structure		Lead Role	Indicative Data Sharing	
			NG ET	TO
Part A: Commercial & Legal				
A.1	Signed Legal Agreements	NGET	#	
A.2	Commissioning & Test Programmes			
	Connection Site Commissioning & Test Programme	NGET	#	#
	Generating Unit Commissioning Program	NGET	#	#
	Generator Control Test Procedures and Programme	NGET	#	#
A.3	Statements of Readiness	NGET	#	#
A.4	TOGA Registration Details	NGET	#	
A.5	Mandatory Services Agreement	NGET	#	
A.6	Codes for Balancing Market Units	NGET	#	
A.7	BMU Registration	NGET	#	
A.8	Balancing Mechanism Process	NGET	#	
A.9	Ancillary Services Monitoring	NGET	#	
Part 1: Safety & System Operation				
1.1	Interface Agreements	TO	#	#
1.2	Safety Rules	TO	#	#
1.3	Local Switching Procedures	TO	#	#
1.4	Earthing	TO	#	#
1.5	Site Responsibility Schedules	TO	#	#
1.6	Operational and Gas Zone Diagrams	TO	#	#
1.7	Site Common Drawings	TO	#	#
1.8	Control Telephony	TO	#	#
1.9	Local Safety Procedures	TO		#
1.10	Safety Co-ordinators	TO		#
1.11	RISSP	TO	#	#
1.12	Telephone Numbers for Joint System Incidents	NGET	#	#
1.13	Contact Details (fax, tel, email)	NGET	#	#
1.14	Local Joint Restoration Plan (incl. black start if applicable)	TO	#	#
1.15	Maintenance Standards	TO	#	#
Part 2: Connection Technical Data				
2.1	DRC Schedule 5 - Users System Data			

2.1.1	System Configuration Data			
	Users System Layout & Single Line Diagram	TO	#	#
	Reactive Compensation	TO	#	#
	Substation Infrastructure	TO	#	#
	Circuit Parameters	TO	#	#
	Transformer Data	TO	#	#
	Switchgear Data	TO	#	#
2.1.2	Protection Systems			
	User System protection and settings	TO	#	#
	User System Auto Reclose facilities & settings	TO	#	#
	User System protection and settings	TO	#	#
	Circuit Breaker Fail	TO	#	#
	Generator Transformer protection and settings	TO	#	#
	System Fault Clearance Times	TO	#	#
	Generator protection and settings	TO	#	#
2.1.3	User System Studies (if required)	TO	#	#
2.2	Protection Settings Reports			
2.2.1	Protection Discrimination Review	TO	#	#
2.2.2	Protection of Interconnecting Connections	TO	#	#
2.3	Special Automatic Facilities e.g. intertrip	TO	#	#
2.4	Operational Metering	TO	#	#
2.5	Tariff Metering	Elexon	#	#
2.6	Operational Communications	NGET		
2.6.1	EDL & EDT	NGET	#	#
2.7	Performance Monitoring			
2.7.1	Ancillary Services Monitoring	NGET	#	#
2.7.2	Fault Recorder	TO	#	#
2.7.3	Dynamic System Monitor (if required)	TO	#	#
2.7.4	Power Quality Monitor (if required)	TO	#	#
2.8	Power Quality Test Results (if required)	TO	#	#
Part 3: Generator Technical Data				
3.1	DRC Schedule 1 - Generating Unit Technical Data			
3.1.1	Table of Generator Parameters	NGET	#	#
3.1.2	Controls System Details	NGET	#	#
3.1.3	Generator / Station Model	NGET	#	#
3.1.4	Power Quality - Harmonic Assessment Information	NGET	#	#
3.2	DRC Schedule 2 - Generation Planning Data	NGET	#	#

3.3	DRC Schedule 4 – Frequency Droop & Response	NGET	#	#
3.4	DRC Schedule 14 – Fault Infeed Data - Generators	NGET	#	#
3.5	Special Generator Protection			
	Pole Slipping Protection	NGET	#	#
	Islanding Protection Schemes	NGET	#	#
3.6	Compliance Tests & Evidence			
3.6.1	Reactive Capability	NGET	#	#
3.6.2	Voltage Control (e.g. Excitation, AVR PSS)	NGET	#	#
3.6.3	Frequency Response (Governor)	NGET	#	#
3.6.4	Fault Ride Through	NGET	#	#
3.7	Compliance Simulation Studies			
3.7.1	Model Verification	NGET	#	#
3.7.2	Reactive Capability & Voltage Range	NGET	#	#
3.7.3	Voltage Control & Stability (e.g. AVR, PSS)	NGET	#	#
3.7.4	Fault Ride Through	NGET	#	#
3.8	Site Specific Technical Data & Compliance			
3.8.1	Special Automatic Facilities e.g. intertrip	NGET	#	#
Part 4: General DRC Schedules				
4.1	DRC Schedule 3 – Large Power Station Outage Information	NGET	#	
4.2	DRC Schedule 6 – Users Outage Information	NGET	#	
4.3	DRC Schedule 7 – Load Characteristics	NGET	#	
4.4	DRC Schedule 8 – BM Unit Data (if applicable)	NGET	#	
4.5	DRC Schedule 10 – Demand Profiles	NGET	#	
4.6	DRC Schedule 11 – Connection Point Data	NGET	#	

User Data Library Content Guidance

In general all submissions should be in the following file formats.

- Specifications, Statements, Agreements and Technical Reports in PDF format
- Signed Documents in scanned PDF format.
- Test result data points in XLS format (e.g. Excel ®)
- Performance Charts/Plots PDF and/or XLS format.
- Drawings in PDF or DWG format.

Appendix C: Register of Responsibilities on Parties

C.1 Responsibilities on the ONP

- The ONP have no specific responsibilities, rather are a tool to assist other parties in fulfilling their responsibilities. The objectives of the ONP are listed in section 3.1 of this procedure.

C.2 Responsibilities on NGET

- Forward to the TO the list of Safety Co-ordinators
- Require the exchange of Safety Rules (when the TO and User can not do so)
- Require co-ordination of transmission works (when the TO and User can not do so)
- Produce the Part 1 of the Compliance Monitoring Statement (see Appendix B1), and ensure that the User fully complies with the Compliance Monitoring Statement.
- Require the User to meets technical requirements as set out in the Bilateral Agreement. If the User does not forward this data to the TO, NGET shall ensure that they does so.
- Ensure co-operation between User and TO With respect to the SRS and Operational Diagrams
- Ensure that the User complies with any site specific technical conditions as set out in the Grid Code and the Bilateral Agreement.
- Extract from the ICCCR relevant parts and copy to the TO.
- Review any Compliance issues.
- Witness any off load Compliance Testing and Compliance Testing documentation as necessary. Also ensure that off load Compliance Testing and Compliance Testing documentation have occurred / are in place.
- Issue Energisation Notices.
- Issue IONs.
- Agree programme of tests following synchronisation.
- Obtain the FCCCR, extract and sent relevant parts to the TO.
- Issue FON.

C.3 Responsibilities on TO

- Identify issues affecting the operational capacity of TO assets involved in Compliance Testing.
- Manage Safety on the TO side of the connection boundary
- Confirm to NGET when Safety Rules have been exchanged
- Produce the Part 2 of the Compliance Monitoring Statement (see Appendix B1),
- Manage transmission works, co-ordinate works with Users
- Provide SRS and Operational Diagrams
- Submit technical specification of requirements to NGET

Appendix D: Abbreviations & Definitions

Abbreviations

CUSC	Connection and Use of System Code
DNO	Distribution Network Operator
FCCCR	Final Connection Conditions Compliance Report
FON	Final Operational Notification
ICCCR	Interim Connection Conditions Compliance Report
ION	Interim Operational Notification
SHETL	Scottish Hydro-Electricity Transmission Limited
SPT	SP Transmission Limited
SOC	Statement of Completeness
SOR	Statement of Readiness
STC	System Operator Transmission Owner Code
TO	Transmission Owner

Definitions

STC definitions used:

Agreement for Energisation
Agreement for Interim Operational Notification
Apparatus
Connection
Connection Site
Connection Site Specification
GB Transmission System
Interim Operational Notification
NGET
Other Codes
Party
Plant
Power Station
Safety Rules
Site Responsibility Schedule (SRS)
TO Construction Agreement
Transmission System
User

CUSC definitions used:

Bilateral Agreement
Bilateral Connection Agreement
Construction Agreement
Operational Notification

Grid Code definitions used:

Operation Diagrams
Transmission Site
Statement of Readiness

Definition used from other STCPs:

Affected TO	As defined in STCP 18-1: Connection and Modification Application
Host TO	As defined in STCP 18-1: Connection and Modification Application