

Issue	Revision
5	0

The Statement of Use of System Charges

Effective From 1 April 2009

Based Upon: The Statement of the
Use of System Charging Methodology

national**grid**

Contents

INTRODUCTION	3
SCHEDULE 1	4
Schedule of Transmission Network Use of System Wider Zonal Generation Charges (£/kW) in 2009/10	4
Schedule of Transmission Network Use of System Local Generation Charges (£/kW) in 2009/10	5
Schedule of Transmission Network Use of System Demand Charges (£/kW) and Energy Consumption Charges (p/kWh) for 2009/10	10
Zonal Maps	12
SCHEDULE 2	14
Application Fees for Connection and Use of System Agreements	14
Table A: Fixed Prices for New Bilateral Agreements	15
Table B: Fixed prices for Modifications to existing Bilateral Agreements	17
Table C: Bilateral Agreement Types	23
Table D: Generator Types	23
Boundaries of Influence Map	24
SCHEDULE 3	25
Charge-Out Rates for Engineering Charges for Variable Price Applications	25
INDEX TO THE STATEMENT OF USE OF SYSTEM CHARGES (ISSUE 5)	26
REVISIONS	26

Introduction

This statement is published in accordance with the Transmission Licence of National Grid Electricity Transmission plc (National Grid).

This document sets out the annual tariffs for Transmission Network Use of System charges and fees charged by National Grid in relation to applications for connection, use of system and engineering works.

Further information on the methods by which and principles upon which National Grid derives Use of System charges is set out in the **Statement of the Use of System Charging Methodology**. Information on Connection charges and the methodologies that underpin them is set out in the **Statement of the Connection Charging Methodology**. Both these documents are available on our **Charging website** at:

<http://www.nationalgrid.com/uk/Electricity/Charges/chargingstatementsapproval/>

If you require further detail on any of the information contained within this document or have comments on how this document might be improved please contact our **Charging Team**, preferably by email at:

Charging.enquiries@uk.ngrid.com

or at:

National Grid House
Warwick Technology Park
Gallows Hill
Warwick
CV34 6DA

Telephone 01926 654633

Schedule 1

Schedule of Transmission Network Use of System Wider Zonal Generation Charges (£/kW) in 2009/10

Generation Zone	Zone Area	Wider Generation Tariff (£/kW)
1	North Scotland	21.588654
2	Peterhead	20.318087
3	Western Highland & Skye	21.104228
4	Central Highlands	16.871037
5	Argyll	13.993686
6	Stirlingshire	14.479695
7	South Scotland	13.601728
8	Auchencrosh	11.243738
9	Humber & Lancashire	6.142320
10	North East England	9.853652
11	Anglesey	6.872452
12	Dinorwig	6.189823
13	South Yorks & North Wales	4.197861
14	Midlands	2.110543
15	South Wales & Gloucester	-1.603175
16	Central London	-6.977964
17	South East	0.254498
18	Oxon & South Coast	-1.386678
19	Wessex	-3.282014
20	Peninsula	-6.683832

Schedule of Transmission Network Use of System Local Generation Charges (£/kW) in 2009/10

Sum of TEC at connecting Substation	Connection Type	Local Substation Tariff (£/kW)		
		132kV	275kV	400kV
<1320 MW	No redundancy	0.135005	0.081631	0.065933
<1320 MW	Redundancy	0.304547	0.194659	0.156983
>=1320 MW	No redundancy	0	0.260591	0.210357
>=1320 MW	Redundancy	0	0.422807	0.340129

Substation	Local Circuit Tariff (£/kW)
Aigas	0.529026
Arcleloch	0.169271
Auchencrosh	-0.783633
Baglan Bay	0.060864
Black Law	2.427169
Coryton	0.253027
Cruachan	1.225929
Crystal Rig	0.028785
Culligran	1.254213
Deanie	2.060492
Didcot	0.589201
Dinorwig	3.813151
DunLaw	0.157739
Edinbane	4.835244
Fallago	0.140889
Farr	4.853804
Ffestiniogg	0.189942
Finlarig	0.226147
Foyers	1.676503
Glendoe	1.795609
Glenmoriston	1.030129
Gordonbush	1.285495
Hartlepool	0.389343
Invergarry	1.019940
Killingholme	0.402862
Kilmorack	0.158399
Langage	0.459620
Leiston	0.878679
Lochay	0.258454
Luichart	2.999360
Marchwood	0.381672
Millennium	1.272429
Mossford	4.886055
Nant	1.805053
Oldbury-on-Severn	1.336338
Orrin	2.176955
Quoich	2.904501
Saltend	0.250798
South Humber Bank	0.605628
Spalding	0.227813
Strathbora	1.029867
Teesside	0.083653
Whitelee	1.446955

Power Station	LDTEC tariff (£/kW per week)		Short Term Generation Tariff (£/kW)		
	Higher rate	Lower rate	28 Days STTEC Period	35 Days STTEC Period	42 Days STTEC Period
Aberthaw	0.000000	0.000000	0.000000	0.000000	0.000000
Aigas	0.896091	0.06553	3.584365	4.480457	5.376548
Baglan Bay	0.000000	0.000000	0.000000	0.000000	0.000000
Barking	0.023581	0.001724	0.094323	0.117904	0.141484
Barry	0.000000	0.000000	0.000000	0.000000	0.000000
Black Law	0.894698	0.065429	3.578792	4.473491	5.368189
Brimsgate	0.023581	0.001724	0.094323	0.117904	0.141484
Clunie	0.620643	0.045387	2.48257	3.103213	3.723855
Cockenzie	0.72431	0.052968	2.897241	3.621552	4.345862
Connahs Quay	0.238244	0.017423	0.952978	1.191222	1.429467
Corby	0.110804	0.008103	0.443214	0.554018	0.664821
Coryton	0.034887	0.002551	0.139547	0.174433	0.20932
Cottam	0.238244	0.017423	0.952978	1.191222	1.429467
Cottam Development Centre	0.238244	0.017423	0.952978	1.191222	1.429467
Cowes	0.000000	0.000000	0.000000	0.000000	0.000000
Cruachan	0.803315	0.058746	3.213262	4.016577	4.819892
Culligran	0.934164	0.068315	3.736655	4.670818	5.604982
Damhead Creek	0.031218	0.002283	0.124872	0.15609	0.187308
Deanie	0.976493	0.07141	3.905973	4.882466	5.85896
Deeside	0.238244	0.017423	0.952978	1.191222	1.429467
Derwent	0.110804	0.008103	0.443214	0.554018	0.664821
Didcot	0.000000	0.000000	0.000000	0.000000	0.000000
Didcot B	0.000000	0.000000	0.000000	0.000000	0.000000
Didcot GTs	0.000000	0.000000	0.000000	0.000000	0.000000
Dinorwig	0.5362	0.039212	2.1448	2.680999	3.217199
Drax	0.340329	0.024888	1.361314	1.701643	2.041971
Dungeness B	0.021603	0.00158	0.086411	0.108014	0.129617
Dunlaw Extension	0.457285	0.033441	1.829141	2.286426	2.743711
Eggborough	0.340329	0.024888	1.361314	1.701643	2.041971
Errochty	0.620643	0.045387	2.48257	3.103213	3.723855
Farr Windfarm	1.123142	0.082135	4.492569	5.615711	6.738853
Fasnakyle G1 & G3	0.842885	0.06164	3.37154	4.214425	5.057311
Fawley	0.000000	0.000000	0.000000	0.000000	0.000000
Fawley CHP	0.000000	0.000000	0.000000	0.000000	0.000000
Ferrybridge B	0.344669	0.025205	1.378677	1.723346	2.068015
Ffestiniog	0.234645	0.017159	0.938581	1.173226	1.407872
Fiddlers Ferry	0.344669	0.025205	1.378677	1.723346	2.068015
Fife	0.776173	0.056761	3.104691	3.880864	4.657036
Finlarig	0.632515	0.046255	2.530061	3.162576	3.795092
Foyers	1.225706	0.089635	4.902825	6.128532	7.354238
French Interconnector	0.031218	0.002283	0.124872	0.15609	0.187308
Glandford Brigg	0.220388	0.016117	0.881551	1.101939	1.322326
Glendoe	1.209329	0.088437	4.837317	6.046646	7.255975
Glenmoriston	0.896967	0.065595	3.587867	4.484834	5.381801
Grain	0.031218	0.002283	0.124872	0.15609	0.187308
Grangemouth	0.760184	0.055592	3.040736	3.80092	4.561104

Power Station	LDTEC tariff (£/kW per week)		Short Term Generation Tariff (£/kW)		
	Higher rate	Lower rate	28 Days STTEC Period	35 Days STTEC Period	42 Days STTEC Period
Great Yarmouth	0.110804	0.008103	0.443214	0.554018	0.664821
Hadyard Hill	0.721178	0.052739	2.884714	3.605892	4.327071
Hartlepool	0.547977	0.040073	2.191907	2.739884	3.287861
Heysham	0.340329	0.024888	1.361314	1.701643	2.041971
Hinkley Point B	0.000000	0.000000	0.000000	0.000000	0.000000
Hunterston	0.717552	0.052474	2.870209	3.587761	4.305313
Immingham	0.330713	0.024185	1.322854	1.653567	1.98428
Indian Queens	0.000000	0.000000	0.000000	0.000000	0.000000
Invergarry	0.896432	0.065555	3.585728	4.48216	5.378592
Ironbridge	0.119045	0.008706	0.47618	0.595226	0.714271
Keadby	0.228629	0.016719	0.914517	1.143147	1.371776
Kilbraur	1.191758	0.087152	4.767032	5.95879	7.150548
Killingholme	0.361479	0.026435	1.445915	1.807394	2.168873
Kilmorack	0.876633	0.064108	3.506534	4.383167	5.2598
Kings Lynn A	0.220388	0.016117	0.881551	1.101939	1.322326
Kingsnorth	0.031218	0.002283	0.124872	0.15609	0.187308
Langage	0.000000	0.000000	0.000000	0.000000	0.000000
Little Barford	0.119045	0.008706	0.47618	0.595226	0.714271
Littlebrook D	0.021603	0.00158	0.086411	0.108014	0.129617
Lochay	0.634211	0.046379	2.536846	3.171057	3.805268
Longannet	0.782381	0.057215	3.129525	3.911907	4.694288
Luichart	1.025784	0.075015	4.103135	5.128919	6.154703
Marchwood	0.000000	0.000000	0.000000	0.000000	0.000000
Medway	0.031218	0.002283	0.124872	0.15609	0.187308
Millennium Wind	0.909688	0.066525	3.63875	4.548438	5.458126
Mossford	1.124835	0.082258	4.499341	5.624177	6.749012
Moyle Interconnector	0.553441	0.040473	2.213765	2.767206	3.320647
Nant	0.564347	0.04127	2.257388	2.821735	3.386081
Oldbury-on-Severn	0.000000	0.000000	0.000000	0.000000	0.000000
Orrin	0.982608	0.071857	3.93043	4.913038	5.895646
Peterborough	0.220388	0.016117	0.881551	1.101939	1.322326
Peterhead	1.088897	0.07963	4.355588	5.444485	6.533382
Quoich	0.995371	0.072791	3.981486	4.976857	5.972228
Ratcliffe-on-Soar	0.12866	0.009409	0.514641	0.643301	0.771962
Rocksavage	0.223849	0.01637	0.895397	1.119246	1.343095
Roosecote	0.322472	0.023582	1.289887	1.612359	1.934831
Rugeley B	0.119045	0.008706	0.47618	0.595226	0.714271
Rye House	0.021603	0.00158	0.086411	0.108014	0.129617
Saltend	0.345858	0.025292	1.383433	1.729291	2.07515
Seabank	0.000000	0.000000	0.000000	0.000000	0.000000
Sellafield	0.322472	0.023582	1.289887	1.612359	1.934831
Shoreham	0.000000	0.000000	0.000000	0.000000	0.000000
Shotton	0.220388	0.016117	0.881551	1.101939	1.322326
Sizewell B	0.119045	0.008706	0.47618	0.595226	0.714271
Sloy G2 & G3	0.469582	0.03434	1.878327	2.347908	2.81749
South Humber Bank	0.362509	0.02651	1.450036	1.812544	2.175053
Spalding	0.240589	0.017594	0.962358	1.202947	1.443537

Power Station	LDTEC tariff (£/kW per week)		Short Term Generation Tariff (£/kW)		
	Higher rate	Lower rate	28 Days STTEC Period	35 Days STTEC Period	42 Days STTEC Period
Staythorpe	0.228629	0.016719	0.914517	1.143147	1.371776
Sutton Bridge	0.228629	0.016719	0.914517	1.143147	1.371776
Taylor's Lane	0.000000	0.000000	0.000000	0.000000	0.000000
Teesside	0.543906	0.039775	2.175624	2.719529	3.263435
Tilbury B	0.023581	0.001724	0.094323	0.117904	0.141484
Torness	0.722332	0.052824	2.889329	3.611662	4.333994
Uskmouth	0.000000	0.000000	0.000000	0.000000	0.000000
West Burton	0.238244	0.017423	0.952978	1.191222	1.429467
Whitelee	0.794341	0.05809	3.177366	3.971707	4.766049
Wilton	0.543906	0.039775	2.175624	2.719529	3.263435
Wylfa	0.369045	0.026988	1.476181	1.845227	2.214272

In accordance with licence Condition C13, small generators connected to the 132kV transmission system in Scotland are eligible for a reduction in the listed Generation TNUoS wider zonal tariffs. This discount has been calculated in accordance with direction from the Authority and equates to 25% of the combined generation and demand residual components of the TNUoS tariffs. For 2009/10, this figure has been calculated as £5.184279kW.

Schedule of Transmission Network Use of System Demand Charges (£/kW) and Energy Consumption Charges (p/kWh) for 2009/10

Demand Zone	Zone Area	Demand Tariff (£/kW)	Energy Consumption Tariff (p/kWh)
1	Northern Scotland	3.379238	0.459137
2	Southern Scotland	9.066432	1.138085
3	Northern	12.059398	1.598288
4	North West	16.542926	2.095188
5	Yorkshire	16.297940	2.126680
6	N Wales & Mersey	16.888703	2.028429
7	East Midlands	19.130238	2.469531
8	Midlands	20.526611	2.705483
9	Eastern	20.005702	2.526505
10	South Wales	23.683651	2.938924
11	South East	23.844075	3.061244
12	London	25.904688	3.033868
13	Southern	24.471461	3.016744
14	South Western	25.631634	3.200032

A demand User's zone will be determined by the GSP Group to which the User is deemed to be connected.

In the case of parties liable for both generation and demand charges, the demand tariff zone applicable in respect of that party's demand will be that in which the Transmission Licensee's substation to which the party is connected is geographically located. For example, if a power station were connected at a Transmission Licensee's substation that is geographically located within demand zone 1, it would pay the zone 1 demand tariff.

Similarly, in the case of parties that are liable for National Grid's generation charges, the generation charges are levied by reference to the Transmission Licensee's substation to which the party is connected or deemed connected. Transmission Licensee's substations are assigned to a generation zone as shown on the zonal maps.

If a party is unclear from looking at the geographical map which zone the relevant National Grid substation is assigned to, then those parties should refer to the electrical version of the map of Generation Use of System Tariff Zones as at 1 April 2009 for clarification.

The energy consumption tariff is based on the annual energy consumption during the period 16:00 hrs to 19:00 hrs (i.e. settlement periods 33 to 38 inclusive) over the relevant financial year.

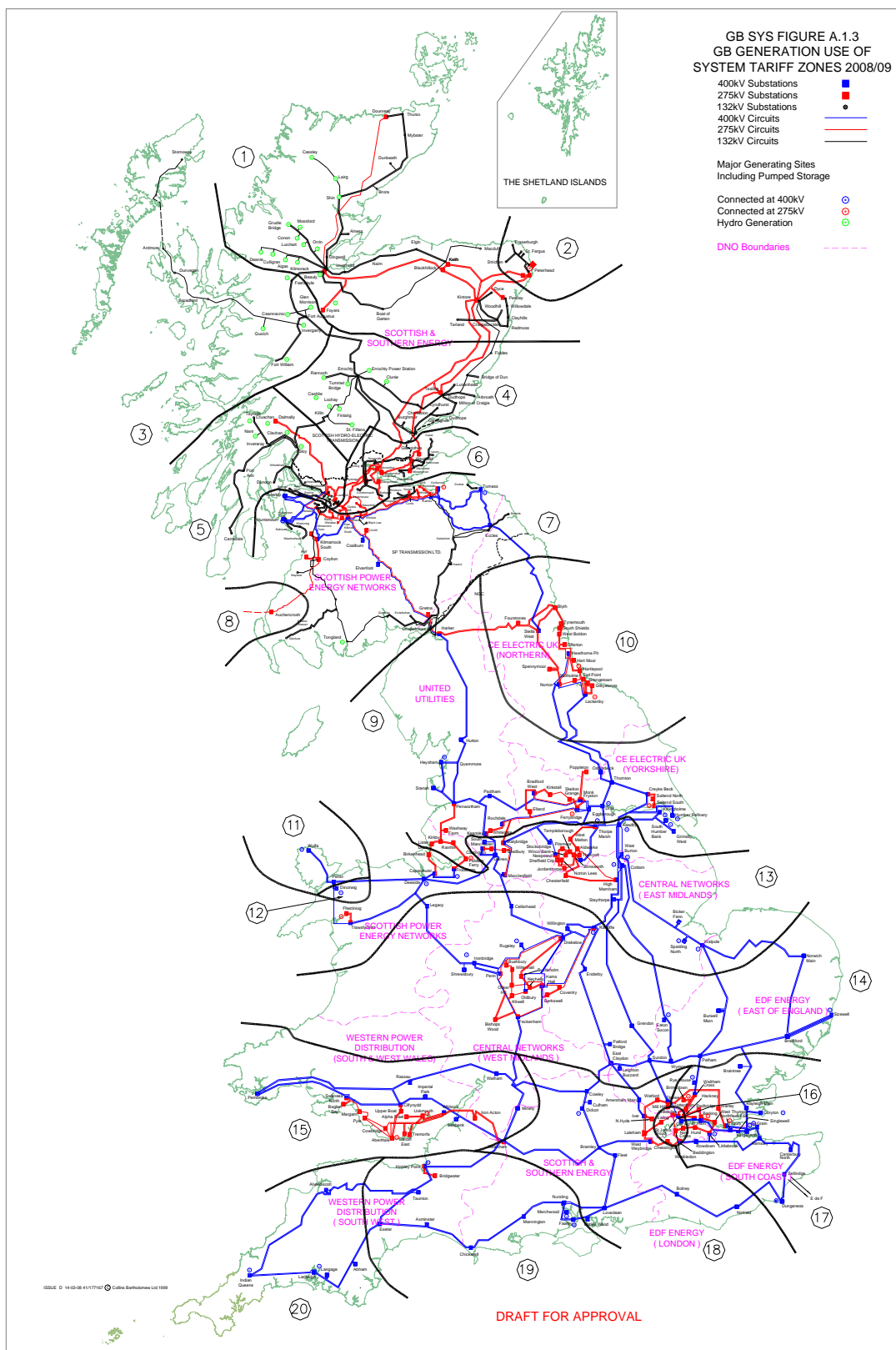
Small Generators Discount

In accordance with Standard Licence Condition C13 governing the adjustments to use of system charges for the small generators discount, a unit amount of £0.089300/kW to the demand tariff and 0.011304 p/kWh to the energy consumption tariff is added on a non-discriminatory and non-locational basis.

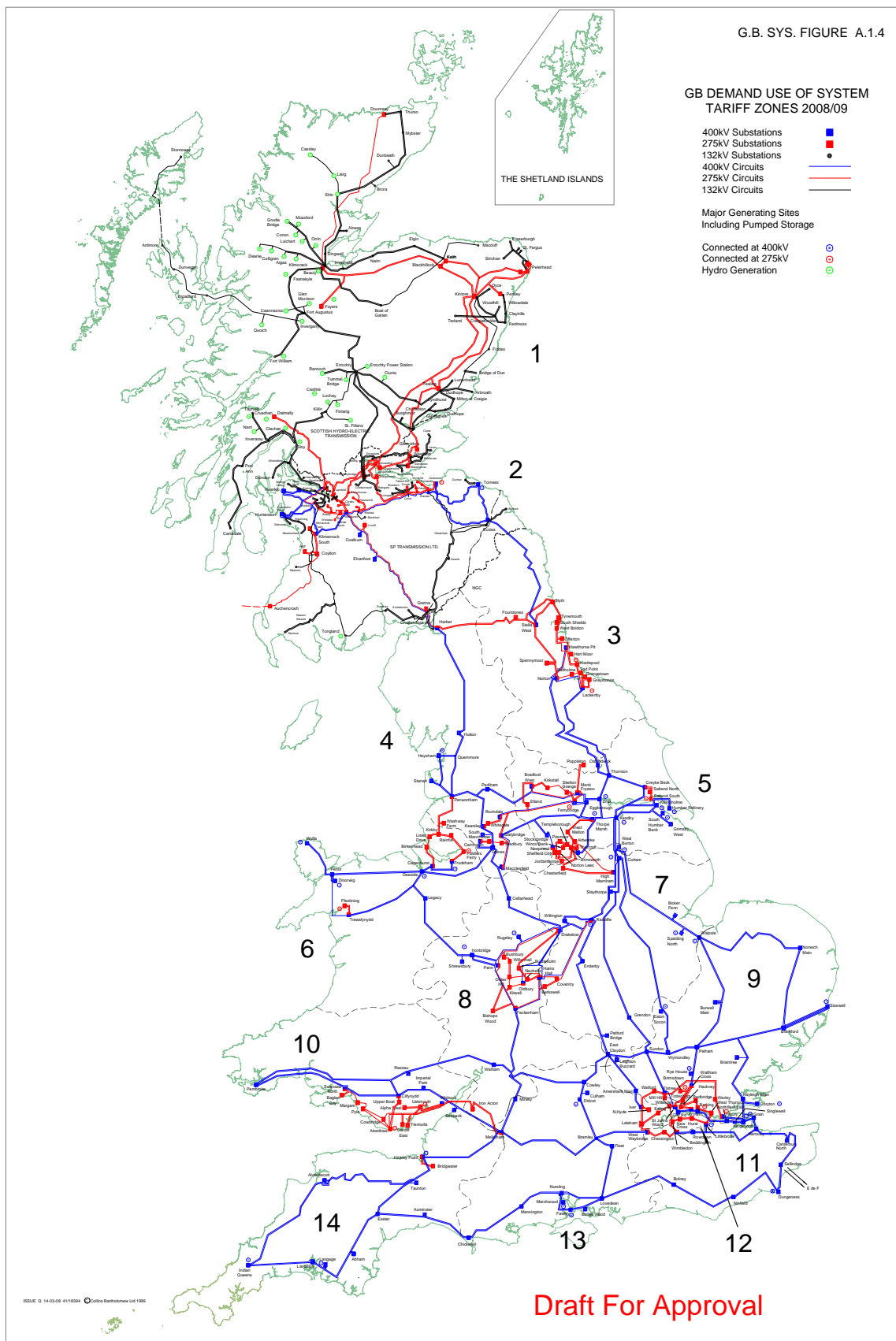
Standard Licence Condition C13 requires the small generators discount mechanism to be revenue neutral over the period of its operation so that the net effect on revenue of the licence condition is zero. It will therefore be necessary to manage any under or over recovery associated with the small generators discount separately from the under/over recovery mechanism within National Grid's main revenue restriction. National Grid calculates the unit amount added to the demand tariffs using a forecast of the total discount payable to eligible generators, and a forecast of the demand charging base. If either of these factors outturns differently from the original forecast then an under/over recovery would occur. The amount of any under/over recovery would be added to the revenue recovery used to derive the unit amount in subsequent years.

Zonal Maps

Generation Use of System Tariff Zones as at 1 April 2009 (Geographical)



Demand Use of System Tariff Zones as at 1 April 2009 (Geographical)



Schedule 2

Application Fees for Connection and Use of System Agreements

Application fees are payable in respect of applications for new connection agreements, certain use of system agreements and for modifications to existing agreements based on reasonable costs incurred by NGC including where appropriate, charges from the Transmission Owners (TO's) in accordance with their charging statements. The application process and options available are set out in the Statement of the Use of System Charging Methodology and the Statement of the Connection Charging Methodology.

Users can opt to pay a fixed price application fee in respect of New and Modified Bilateral Agreements as shown in Tables A and B below. The application fee is dependent upon size, type and location of the applicant's scheme. Alternatively, Users can opt for a variable price application and pay an advance of the Engineering Charges based on the fixed prices shown in Tables A and B, which will be reconciled once the actual costs have been calculated using the charge out rates contained in Schedule 3.

For the purposes of Tables A and B below, NGC South (or North) is defined as the zone South (or North) of the NGC Boundary of Influence to SPT. Similarly, SPT South (or North) is defined as the zone South (or North) of the SPT Boundary of Influence to SHETL. Finally, SHETL South (or North) is defined as the zone South (or North) of the SHETL Boundary of Influence to SPT. The definition of the Boundary of Influence is defined in Schedule 4 of the STC (SO-TO Code).

The application fees indicated in Tables A and B will be reviewed on an annual basis and reflect any changes to the Boundaries of Influence. It should be noted that the zone to which a particular user is applying is determined by the location of the connection to the GB transmission system and not by the geographical location of the User's plant and equipment.

In some circumstances where a given application is expected to involve significant costs over and above those normally expected (e.g. substantial system studies, special surveys, investigations, or where a Transmission Owner varies the application fee charged to National Grid from the standard fee published in their charging statements) to process an offer of terms, National Grid reserves the right to remove the option for a fixed price application fee.

In line with implementation of CAP149 - Transmission Entry Capacity with Restricted Rights, where a User elects to receive an Offer based on both a compliant and a connection design variation, the relevant application fee will be multiplied by a factor of 1.5.

Please note that the fees quoted for items 1-7 below refer to the final MW figure applied for, not the difference between original and the final figures.

Table A: Fixed Prices for New Bilateral Agreements

		Zone	MW	Fee (£'000)	Agreement Type (as Table C)
1	Directly connected generation	NGC South	<100 =>100<300 =>300<500 =>500<1000 =>1000	25 + VAT 25 + VAT 50 + VAT 50 + VAT 70 + VAT	Bilateral Connection Agreement
	Directly connected generation	NGC North	<100 =>100<300 =>300<500 =>500<1000 =>1000	55 + VAT 55 + VAT 110 + VAT 110 + VAT 160 + VAT	Bilateral Connection Agreement
	Directly connected generation	SPT South	<100 =>100<300 =>300<500 =>500<1000 =>1000	41 + VAT 51 + VAT 92 + VAT 122 + VAT 160 + VAT	Bilateral Connection Agreement
	Directly connected generation	SPT North	<100 =>100<300 =>300<500 =>500<1000 =>1000	51 + VAT 71 + VAT 127 + VAT 172 + VAT 230 + VAT	Bilateral Connection Agreement
	Directly connected generation	SHETL South	<100 =>100<300 =>300<500 =>500<1000 =>1000	61 + VAT 81 + VAT 157 + VAT 182 + VAT 250 + VAT	Bilateral Connection Agreement
	Directly connected generation	SHETL North	<100 =>100<300 =>300<500 =>500<1000 =>1000	61 + VAT 81 + VAT 157 + VAT 182 + VAT 250 + VAT	Bilateral Connection Agreement
2	Directly connected reactive only service provider	NGC South		20 + VAT	Bilateral Connection Agreement
	Directly connected reactive only service provider	NGC North		20 + VAT	Bilateral Connection Agreement
	Directly connected reactive only service provider	SPT South		12 + VAT	Bilateral Connection Agreement
	Directly connected reactive only service provider	SPT North		22 + VAT	Bilateral Connection Agreement
	Directly connected reactive only service provider	SHETL South		22 + VAT	Bilateral Connection Agreement
	Directly connected reactive only service provider	SHETL North		22 + VAT	Bilateral Connection Agreement

3	Embedded generation	NGC South	<100 =>100	Nil 10 + VAT	<50 refer to NGC =>50 BEGA
	Embedded generation	NGC North	<30 =>30<100 =>100	Nil 6 + VAT 16 + VAT	<50 refer to NGC =>50 BEGA
	Embedded generation	SPT South	<30 =>30	Nil 16 + VAT	<30 refer to NGC =>30 BEGA/BELLA
	Embedded generation	SPT North	<10 =>10<30 =>30	3 + VAT 5 + VAT 21 + VAT	<30 refer to NGC =>30 BEGA/BELLA
	Embedded generation	SHETL South	<5 =>5<10 =>10<30 =>30	3 + VAT 9 + VAT 11 + VAT 17 + VAT	<5 refer to NGC =>5 BEGA/BELLA
	Embedded generation	SHETL North	<5 =>5<10 =>10<30 =>30	3 + VAT 9 + VAT 11 + VAT 17 + VAT	<5 refer to NGC =>5 BEGA/BELLA
4	New supply point	NGC South		40 + VAT	Bilateral Connection Agreement
	New supply point	NGC North		45 + VAT	Bilateral Connection Agreement
	New supply point	SPT South	<100 =>100	28 + VAT 38 + VAT	Bilateral Connection Agreement
	New supply point	SPT North	<100 =>100	38 + VAT 58 + VAT	Bilateral Connection Agreement
	New supply point	SHETL South	<100 =>100	40 + VAT 72 + VAT	Bilateral Connection Agreement
	New supply point	SHETL North	<100 =>100	38 + VAT 68 + VAT	Bilateral Connection Agreement
5	Suppliers and Interconnector Users	All		2 + VAT	Contained in CUSC

Table B: Fixed prices for Modifications to existing Bilateral Agreements

		Zone	MW	Fee (£'000)	Agreement Type (as Table C)
6	Directly connected generation	NGC South	<100 =>100<300 =>300<500 =>500<1000 =>1000	25 + VAT 25 + VAT 50 + VAT 50 + VAT 70 + VAT	Bilateral Connection Agreement
	Directly connected generation	NGC North	<100 =>100<300 =>300<500 =>500<1000 =>1000	55 + VAT 55 + VAT 110 + VAT 110 + VAT 160 + VAT	Bilateral Connection Agreement
	Directly connected generation	SPT South	<100 =>100<300 =>300<500 =>500<1000 =>1000	41 + VAT 51 + VAT 92 + VAT 122 + VAT 160 + VAT	Bilateral Connection Agreement
	Directly connected generation	SPT North	<100 =>100<300 =>300<500 =>500<1000 =>1000	51 + VAT 71 + VAT 127 + VAT 172 + VAT 230 + VAT	Bilateral Connection Agreement
	Directly connected generation	SHETL South	<100 =>100<300 =>300<500 =>500<1000 =>1000	61 + VAT 81 + VAT 157 + VAT 182 + VAT 250 + VAT	Bilateral Connection Agreement
	Directly connected generation	SHETL North	<100 =>100<300 =>300<500 =>500<1000 =>1000	61 + VAT 81 + VAT 157 + VAT 182 + VAT 250 + VAT	Bilateral Connection Agreement
7	Addition/reduction of embedded generation	NGC South	<100 =>100	Nil 10 + VAT	<50 refer to NGC =>50 BEGA
	Addition/reduction of embedded generation	NGC North	<30 =>30<100 =>100	Nil 6 + VAT 16 + VAT	<50 refer to NGC =>50 BEGA
	Addition/reduction of embedded generation	SPT South	<30 =>30	Nil 16 + VAT	<30 refer to NGC =>30 BEGA/BELLA
	Addition/reduction of embedded generation	SPT North	<30 =>30	3 + VAT 19 + VAT	<30 refer to NGC =>30 BEGA/BELLA
	Addition/reduction of embedded generation	SHETL South	<5 =>5<30 =>30	3 + VAT 9 + VAT 15 + VAT	<5 refer to NGC =>5 BEGA/BELLA
	Addition/reduction of embedded generation	SHETL North	<5 =>5<30 =>30	3 + VAT 9 + VAT 15 + VAT	<5 refer to NGC =>5 BEGA/BELLA

8	Addition/reduction of transformer at existing supply point	NGC South		35 + VAT	Bilateral Connection Agreement
	Addition/reduction of transformer at existing supply point	NGC North		35 + VAT	Bilateral Connection Agreement
	Addition/reduction of transformer at existing supply point	SPT South		27 + VAT	Bilateral Connection Agreement
	Addition/reduction of transformer at existing supply point	SPT North		32 + VAT	Bilateral Connection Agreement
	Addition/reduction of transformer at existing supply point	SHETL South		17 + VAT	Bilateral Connection Agreement
	Addition/reduction of transformer at existing supply point	SHETL North		17 + VAT	Bilateral Connection Agreement
9	Modifications to existing supply points and agreements	NGC South		20 + VAT	Bilateral Connection Agreement
	Modifications to existing supply points and agreements	NGC North		20 + VAT	Bilateral Connection Agreement
	Modifications to existing supply points and agreements	SPT South	<100 =>100	24 + VAT 24 + VAT	Bilateral Connection Agreement
	Modifications to existing supply points and agreements	SPT North	<100 =>100	31 + VAT 34 + VAT	Bilateral Connection Agreement
	Modifications to existing supply points and agreements	SHETL South	<100 =>100	19 + VAT 24 + VAT	Bilateral Connection Agreement
	Modifications to existing supply points and agreements	SHETL North	<100 =>100	19 + VAT 24 + VAT	Bilateral Connection Agreement

10	Modifications to alter connection / commissioning dates	NGC South		30 + VAT	Bilateral Connection Agreement
	Modifications to alter connection / commissioning dates	NGC North		35 + VAT	Bilateral Connection Agreement
	Modifications to alter connection / commissioning dates	SPT South		35 + VAT	Bilateral Connection Agreement
	Modifications to alter connection / commissioning dates	SPT North		42 + VAT	Bilateral Connection Agreement
	Modifications to alter connection / commissioning dates	SHETL South		42 + VAT	Bilateral Connection Agreement
	Modifications to alter connection / commissioning dates	SHETL North		42 + VAT	Bilateral Connection Agreement

Transmission Entry Capacity (TEC)		Zone	Fee (£'000) for increase in TEC (no fee for corresponding decrease in TEC due to Exchange of TEC)	Agreement Type (as Table C)
11	Increase in TEC (assumes no system implications)	NGC South	10 + VAT	Bilateral Connection Agreement
	Increase in TEC (assumes no system implications)	NGC North	10 + VAT	Bilateral Connection Agreement
	Increase in TEC (assumes no system implications)	SPT South	10 + VAT	Bilateral Connection Agreement
	Increase in TEC (assumes no system implications)	SPT North	17 + VAT	Bilateral Connection Agreement
	Increase in TEC (assumes no system implications)	SHETL South	17 + VAT	Bilateral Connection Agreement
	Increase in TEC (assumes no system implications)	SHETL North	17 + VAT	Bilateral Connection Agreement

12	TEC exchange rate request fee (assumes no system implications)	NGC South	10 + VAT	Bilateral Connection Agreement/BEGA
	TEC exchange rate request fee (assumes no system implications)	NGC North	10 + VAT	Bilateral Connection Agreement/BEGA
	TEC exchange rate request fee (assumes no system implications)	SPT South	10 + VAT	Bilateral Connection Agreement/BEGA
	TEC exchange rate request fee (assumes no system implications)	SPT North	17 + VAT	Bilateral Connection Agreement/BEGA
	TEC exchange rate request fee (assumes no system implications)	SHETL South	17 + VAT	Bilateral Connection Agreement/BEGA
	TEC exchange rate request fee (assumes no system implications)	SHETL North	17 + VAT	Bilateral Connection Agreement/BEGA
13	Request for Short Term TEC (STTEC) or Short Notice Short Term Firm (SNSTF)	All	10 + VAT	Bilateral Connection Agreement/BEGA

Note: A Construction Agreement may be necessary in addition to the Bilateral Connection Agreement where construction works are required.

Limited Duration TEC (LDTEC)		Duration of LDTEC (t)	Zone	£ (£'000)	Agreement Type (as Table C)
14	Basic request fee for duration t (applicable to all requests for LDTEC Offers)	t ≤ 3 months	All	10 + VAT	Bilateral Connection Agreement / BEGA
		3 months < t ≤ 6 months		15 + VAT	
		6 months < t ≤ 9 months		20 + VAT	
		t > 9 months		30 + VAT	
	Additional fee for rolling assessment (applicable to a request for an LDTEC Indicative Block Offer)	t ≤ 3 months		1 + VAT	
		3 months < t ≤ 6 months		1.5 + VAT	
		6 months < t ≤ 9 months		2 + VAT	
		t > 9 months		3 + VAT	
	Additional fee for combined applications (applicable to a combined request for an LDTEC Block Offer and an LDTEC Indicative Block Offer)	t ≤ 3 months		5 + VAT	
		3 months < t ≤ 6 months		7.5 + VAT	
		6 months < t ≤ 9 months		10 + VAT	
		t > 9 months		15 + VAT	

Temporary TEC Exchange Rate Request Fees		Duration of Temporary Exchange period (t)	£
15	Application fee for Temporary TEC Exchange Rate Requests	t ≤ 3 months	15,000
		3 months < t ≤ 6 months	25,000
		6 months < t ≤ 9 months	30,000
		t > 9 months	45,000

Statement of Works* and associated Modification Application		Zone	Fee (£'000)	Agreement Type (as Table C if applicable*)
16	Request for a Statement of Works at existing supply point	NG South	7 + VAT	Statement of Works
	Modification Application following a Request for a Statement of Works	NG South	13 + VAT	Bilateral Connection Agreement
	Request for a Statement of Works at existing supply point	NG North	9 + VAT	Statement of Works
	Modification Application following a Request for a Statement of Works	NG North	17 + VAT	Bilateral Connection Agreement
	Request for a Statement of Works at existing supply point	SPT South	4 + VAT	Statement of Works
	Modification Application following a Request for a Statement of Works	SPT South	10 + VAT	Bilateral Connection Agreement
	Request for a Statement of Works at existing supply point	SPT North	6 + VAT	Statement of Works
	Modification Application following a Request for a Statement of Works	SPT North	15 + VAT	Bilateral Connection Agreement
	Request for a Statement of Works at existing supply point	SHETL South	8 + VAT	Statement of Works
	Modification Application following a Request for a Statement of Works	SHETL South	17 + VAT	Bilateral Connection Agreement
	Request for a Statement of Works at existing supply point	SHETL North	8 + VAT	Statement of Works
	Modification Application following a Request for a Statement of Works	SHETL North	17 + VAT	Bilateral Connection Agreement

*The Statement of Works is associated with CUSC 6.5.5

Other Contract Changes		Fee (£'000)
17	Where a party wishes to assign, transfer or novate its Bilateral Agreement (and associated Construction Agreement) or Mandatory Services Agreement to another part	2 + VAT

Table C: Bilateral Agreement Types

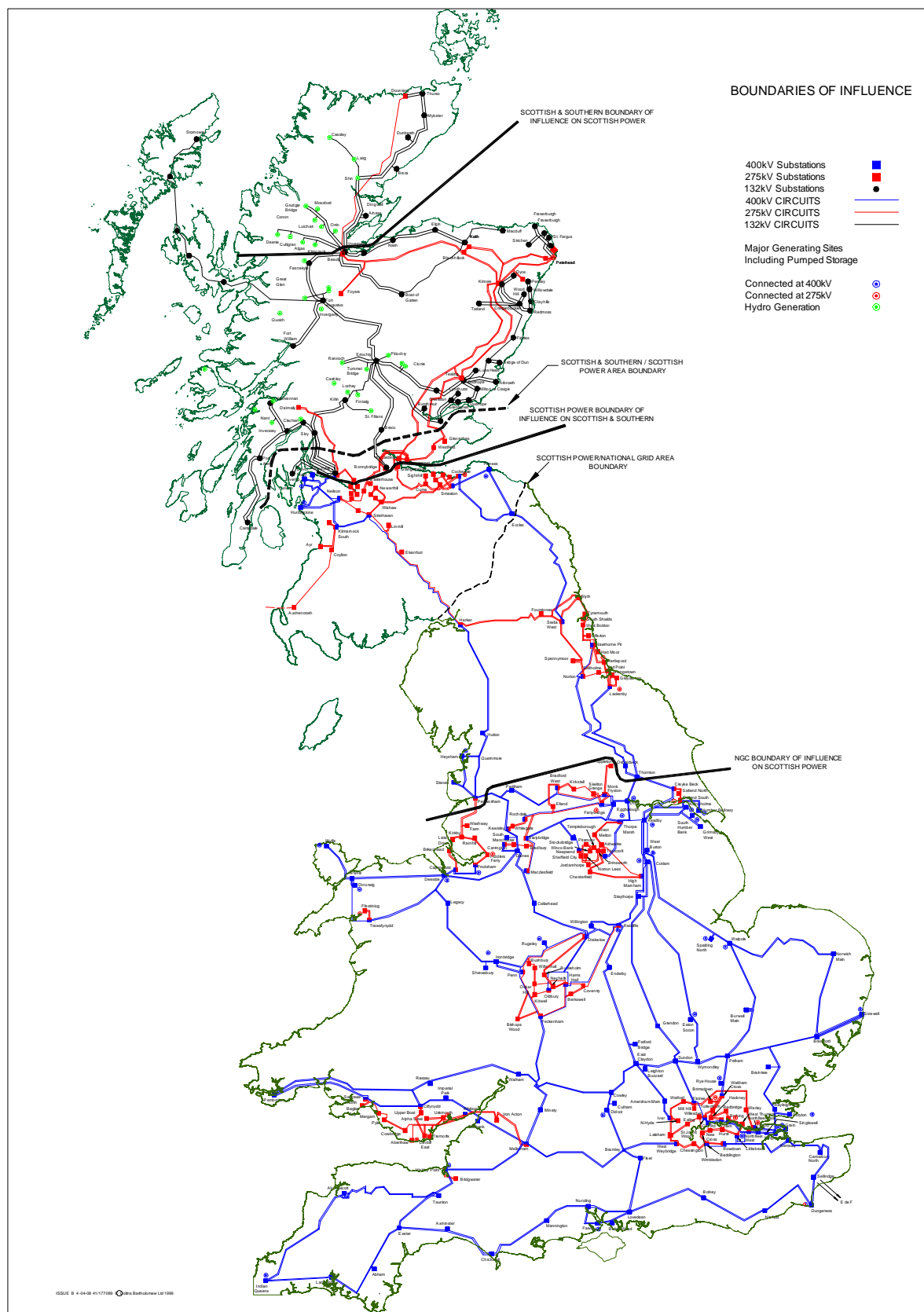
Bilateral Agreement Type	Description
Bilateral Connection Agreement	In respect of Connection Sites of Users.
Bilateral Embedded Licence Exemptable Large Power Station Agreement (BELLA)	For generators that own or are responsible for embedded exemptable large power stations (another party may be responsible for the output under the CUSC and BSC).
Bilateral Embedded Generation Agreement (BEGA)	For generators and BSC parties with embedded power stations, excluding those which are exempt (unless they otherwise choose to be), who are responsible for the output onto a Distribution System.
Construction Agreement	In respect of parties that are applying for new or modified agreements up until the time of commissioning.

Table D: Generator Types

The definitions provided below have been extracted from the Grid Code and are provided for ease of reference within this document.

Type of Plant	Definition
Embedded	Having a direct connection to a User System or the System of any other User to which Customers and/or Power Stations are connected, such connection being either a direct connection or a connection via a busbar of another User or of a Transmission Licensee (but with no other connection to the GB Transmission System).
Small Power Station	A Power Station in NGC's Transmission Area with a Registered Capacity of less than 50MW, a Power Station in SPT's Transmission Area with a Registered Capacity of less than 30MW or a Power Station in SHETL's Transmission Area with a Registered Capacity of less than 10 MW.
Medium Power Station	A Power Station in NGC's Transmission Area with a Registered Capacity of 50MW or more, but less than 100MW.
Large Power Station	A Power Station in NGC's Transmission Area with a Registered Capacity of 100MW or more or a Power Station in SPT's Transmission Area with a Registered Capacity of 30 MW or more; or a Power Station in SHETL's Transmission Area with a Registered Capacity of 10 MW or more.

Boundaries of Influence Map



Schedule 3

Charge-Out Rates for Engineering Charges for Variable Price Applications

Appropriately qualified staff will be appointed to process applications and feasibility studies and carry out work in relation to the development of the GB Transmission System. Travel, subsistence and computing costs will also be charged on an actual basis. It should be noted that these rates only apply to work carried out by the Transmission Licensee's in relation to licensed transmission activities. Different rates may apply when asked to quote for other work.

	£/day		
	NGC	SPT	SHETL
Section Manager Internal Solicitor	900	790	800
Principal Power System Engineer	715	660	670
Senior Power System Engineer Project Manager Account Manager Senior Wayleave Officer	575	550	560
Power System Design Engineer Draughtsman	455	440	445
Graduate Engineer	380	370	370
Administrative Support	305	290	295

Index to the Statement of Use of System Charges (Issue 5) Revisions

Issue 5	Modifications	Changes to Pages