

Fast Reserve

Market Information for Tenders for March 2011

National Grid publishes this information, in order to inform potential participants for the Fast Reserve tender round for March 2011.

Fast Reserve Availability

Our indicative requirement for Fast Reserve in March 2011 is shown on a Settlement Period basis in Figure 1. This requirement covers weekdays, Saturdays, Sundays and Bank Holidays.

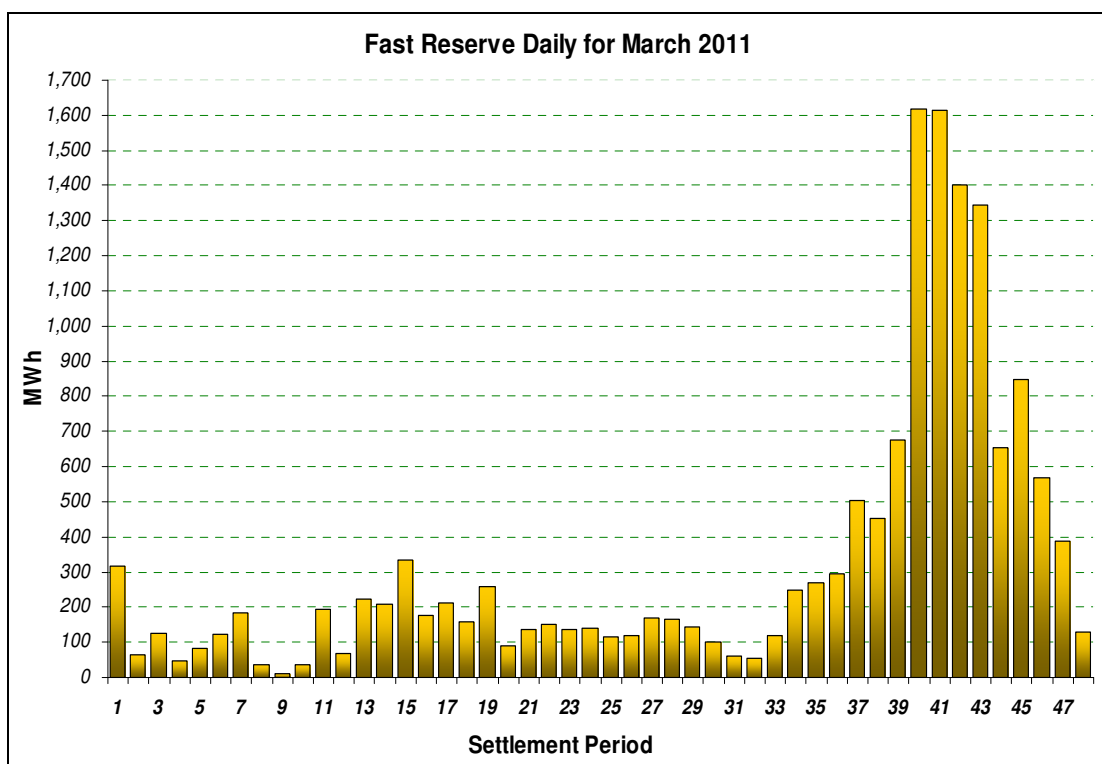


Figure 1

Figure 1 gives an indication of the times of day when Fast Reserve is most useful to National Grid. The actual amount of Fast Reserve "holding" varies from day to day, according to system conditions.

Fast Reserve Utilisation

The following BM information is based on the aggregate of Offers plus Bids accepted to provide Fast Reserve or an equivalent service. Note that the data for January 2011 contains both out-turn and forecast.

Figure 2 shows the daily utilisation of Fast Reserve in the BM and elsewhere during December 2010 and January 2011.

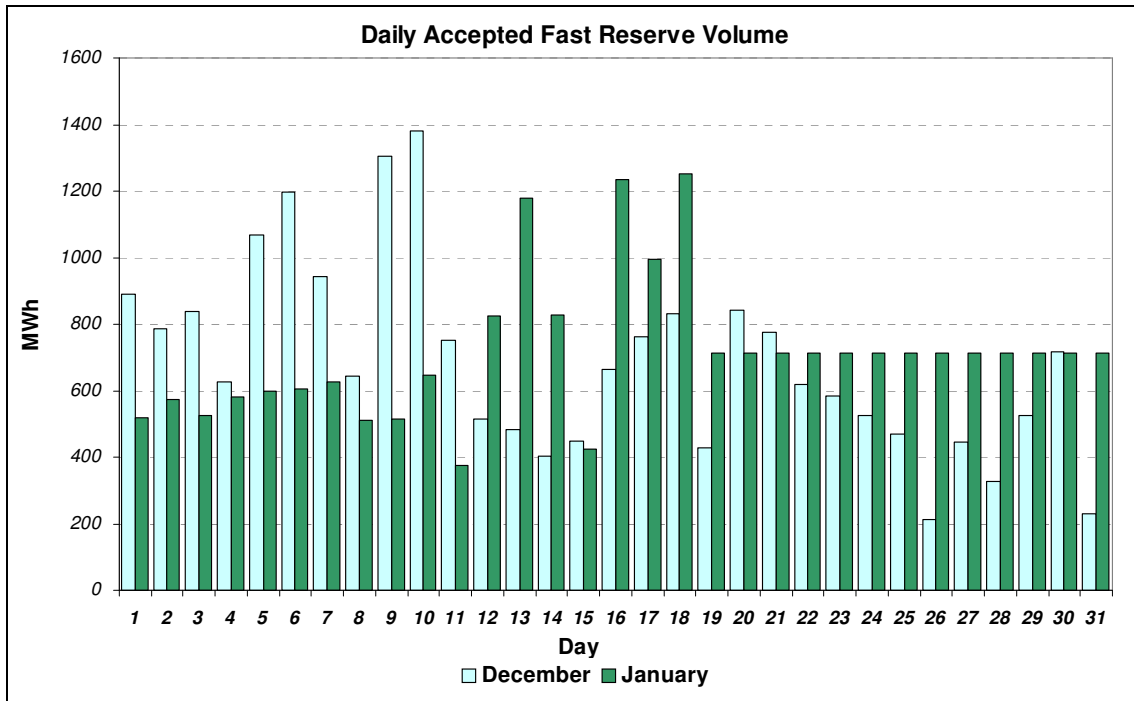


Figure 2

Figure 3 represents this data as total utilisation by Settlement Period across each month. This shows the daily profile of Fast Reserve utilisation.

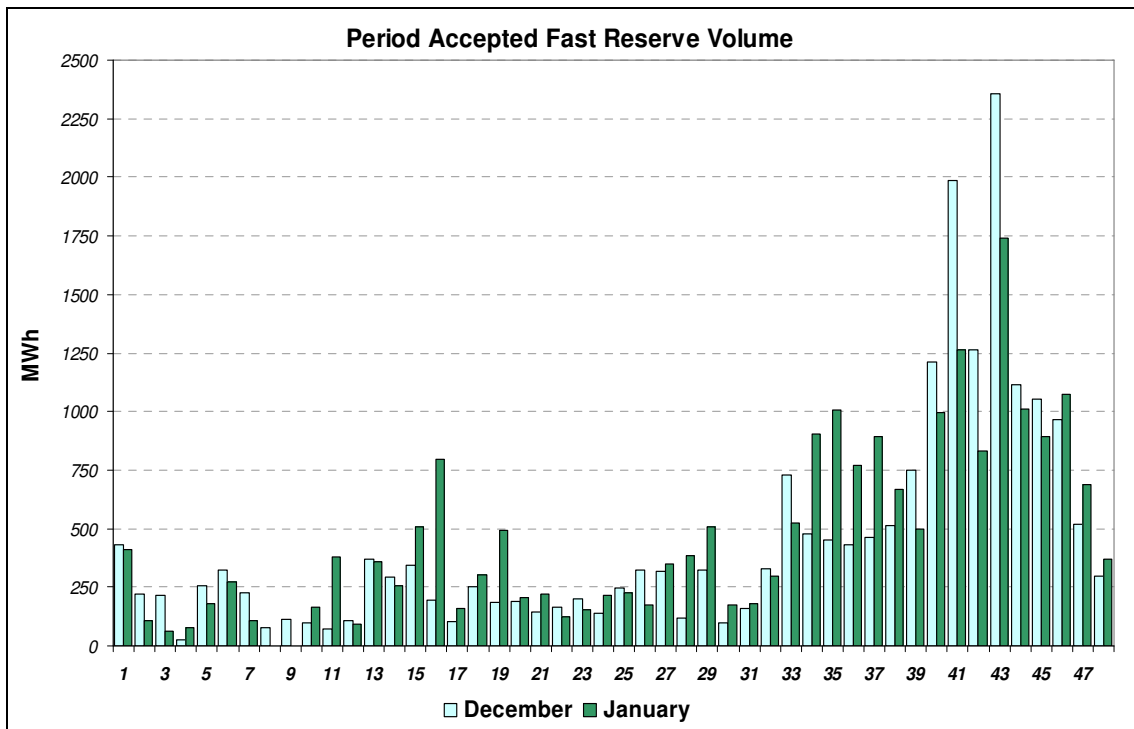


Figure 3

Figure 4 represents the same historical data, as an average utilisation price per Settlement Period for each month.

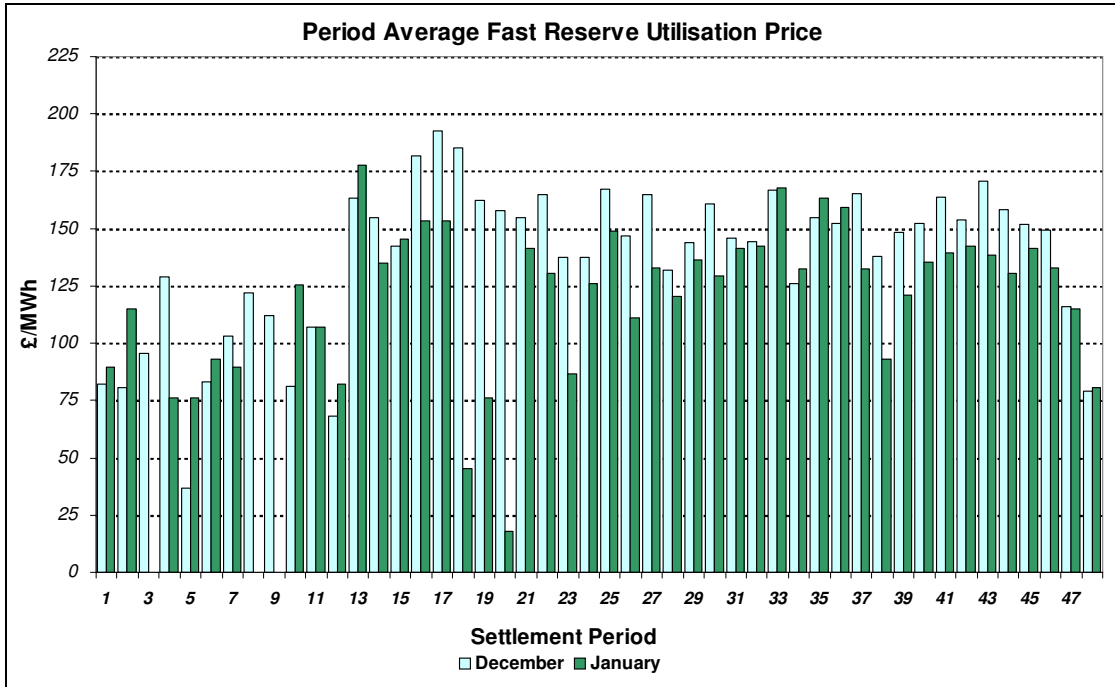


Figure 4

Finally, the same data is used in Figure 5, below, to show the profile of total Fast Reserve utilisation expenditure per Settlement Period for each month.

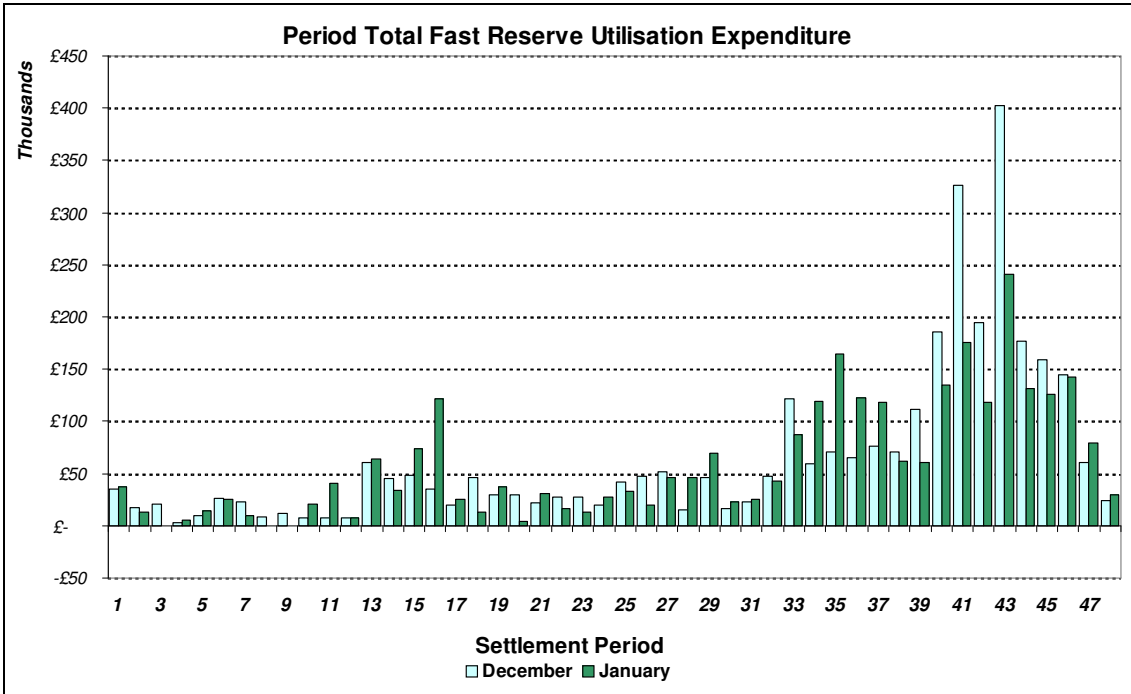


Figure 5

The total volumes of Fast Reserve utilisation of **21.23GWh** for December and **22.07GWh** for January, broken down into price bands are as follows:

December	Price band (£/MWh range)	Volume (MWh)	Average Price (£/MWh)	Cost (£m)
OFFERS	2000 to 99999	0	n/a	n/a
	1000 to 2000	0	n/a	n/a
	300 to 1000	82	363	0.03
	0 to 300	19,493	157	3.07
Total		19.57GWh		£3.1m
BIDS	0 to 300	-1,376	32	-0.04
	-300 to 0	-219	-209	0.05
	-1000 to -300	-60	-520	0.03
	-2000 to -1000	0	n/a	n/a
	-99999 to -2000	0	n/a	n/a
Total		-1.65GWh		£0.03m
Total		21.23GWh		£3.13m

January	Price band (£/MWh range)	Volume (MWh)	Average Price (£/MWh)	Cost (£m)
OFFERS	2000 to 99999	0	n/a	n/a
	1000 to 2000	0	n/a	n/a
	300 to 1000	0	n/a	n/a
	0 to 300	19,390	145	2.81
Total		19.39GWh		£2.81m
BIDS	0 to 300	-2,403	14	-0.03
	-300 to 0	-235	-228	0.05
	-1000 to -300	-43	-600	0.03
	-2000 to -1000	0	n/a	n/a
	-99999 to -2000	0	n/a	n/a
Total		-2.68GWh		£0.04m
Total		22.07GWh		£2.85m

For the month of March 2011, tenders from eligible Service Providers for firm Fast Reserve should be submitted to National Grid by **Tuesday 1st February 2011** (business day 1) for multi-month tenders, or **Thursday 3rd February 2011** (business day 3) for single month tenders. National Grid will notify Service Providers of the outcome of the tender assessment by **Tuesday 14th February 2011** (business day 10).

Tenders should be sent by post for the attention of:

Bea Ennim
Network Operations
National Grid Electricity Transmission plc
National Grid House
Warwick Technology Park
Gallows Hill
Warwick
CV34 6DA