

Operational and SO Cost Update

Jeremy Caplin

Network Operations

nationalgrid

The power of action.™

Agenda

Operational Issues

SO Cost Update

BSUoS Update

Operational Performance Summary – Significant Incident Reports

- ◆ **There have been five Significant Incident Reports requested in the last two months**
 - ◆ Three for units failing to follow their submitted PN
 - ◆ One for a power station synchronising without instruction
 - ◆ One for an incident where two independent faults on the same day resulted in a Supergrid Transformer operating within its 20 minute rating. ENCC contacted the DNO to request a stage 1 Demand Reduction and were informed by the DNO that they had already implemented a Demand Reduction unilaterally.

Operational Performance Summary – NISMs

There have been no NISMs issued since the last forum

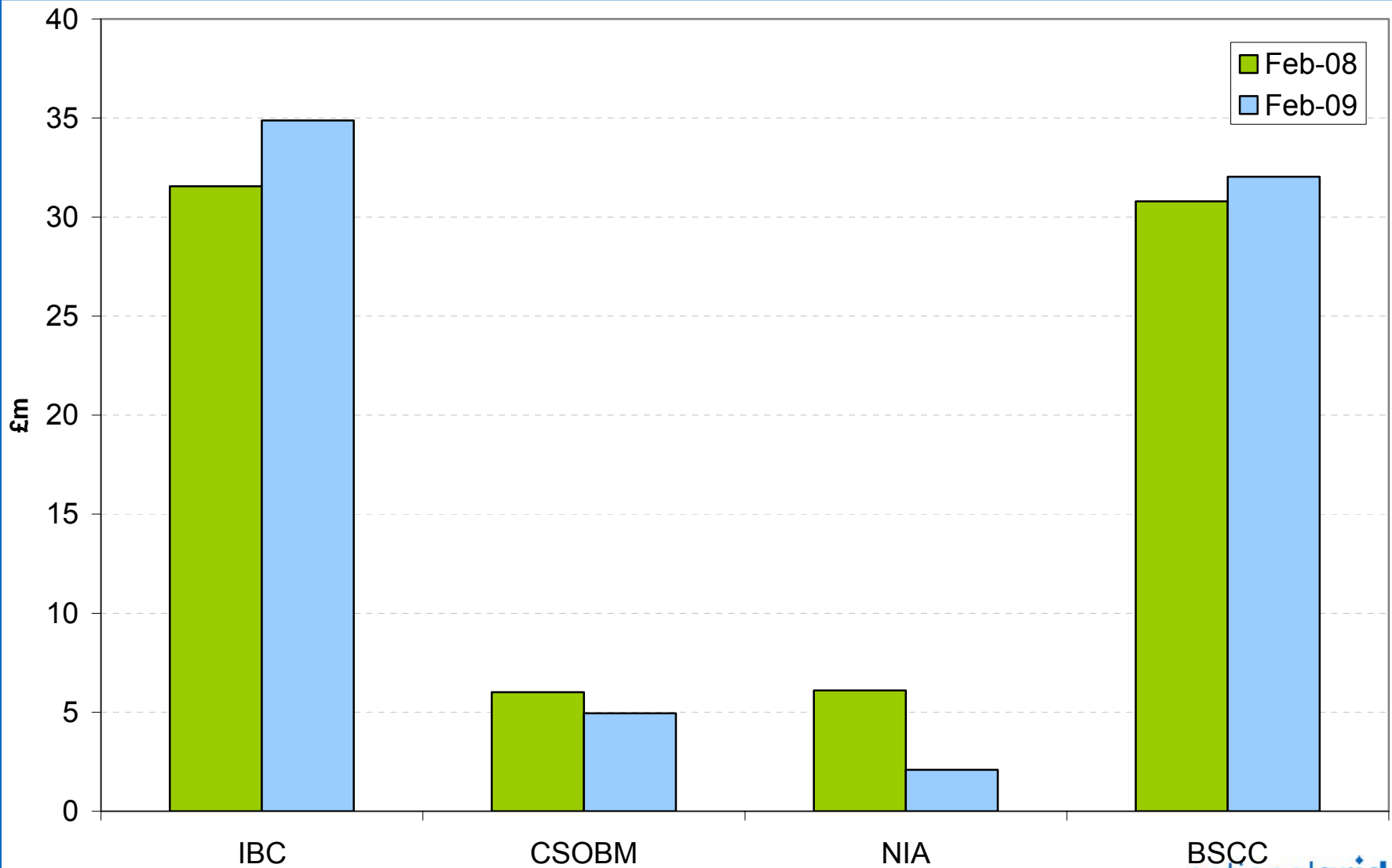
Operational Performance Summary – Frequency Events

The two most significant frequency excursions since the last operational forum were:

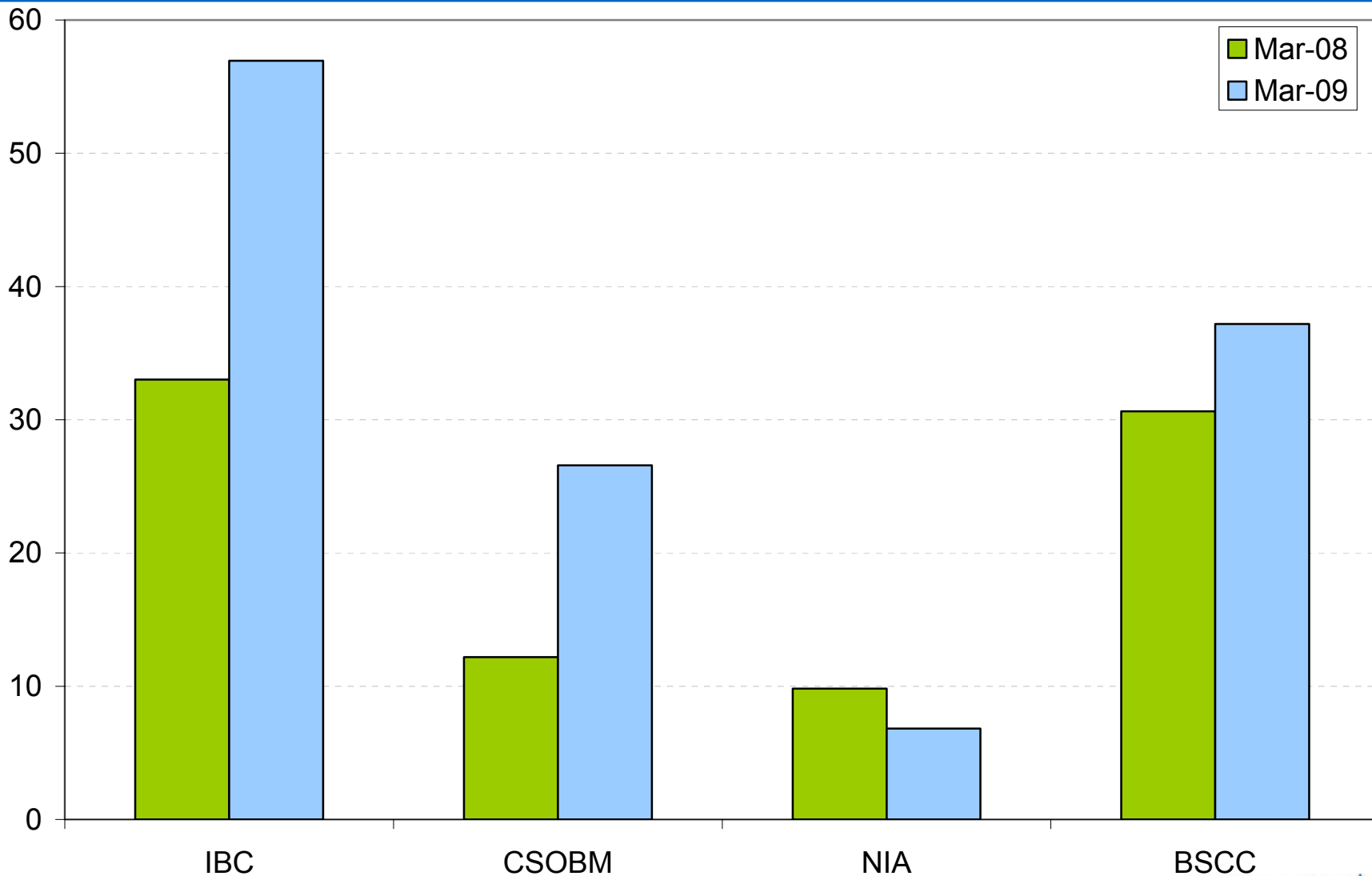
- ◆ 4th Feb – Frequency dropped to 49.723 Hz
 - FA Cup match overrun co-incident with plant trip
 - Frequency outside operational limit of ± 0.2 Hz for two minutes

- ◆ 8th Feb – Frequency rose to 50.304 Hz
 - TV commercial break in live program not taken at anticipated time
 - Poor HF response from some generators
 - Frequency outside operational limit of ± 0.2 Hz for three minutes

IBC component comparison – February 2008 vs 2009



IBC component comparison - March 2008 vs 2009



February & March Summary

February was a relatively benign month, with costs similar to 2007/08. Largest spend was on response and margin, although these are both lower than their values in January or March

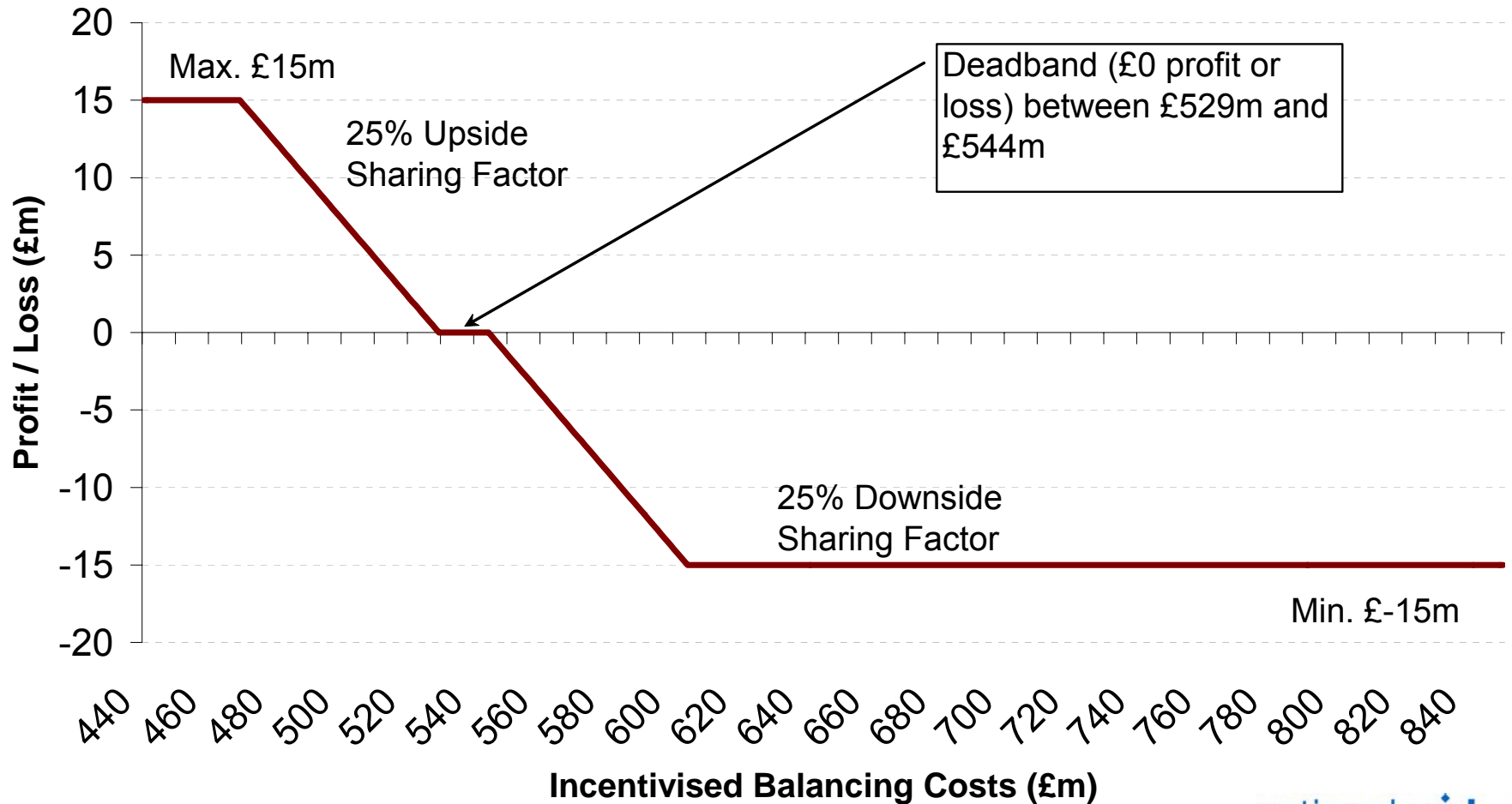
Data for March is a combination of forecast and outturn.

March sees a return to more typical 2008/09 expenditure, with costs more in line with January. Constraints, margin and response are the categories with the largest spend.

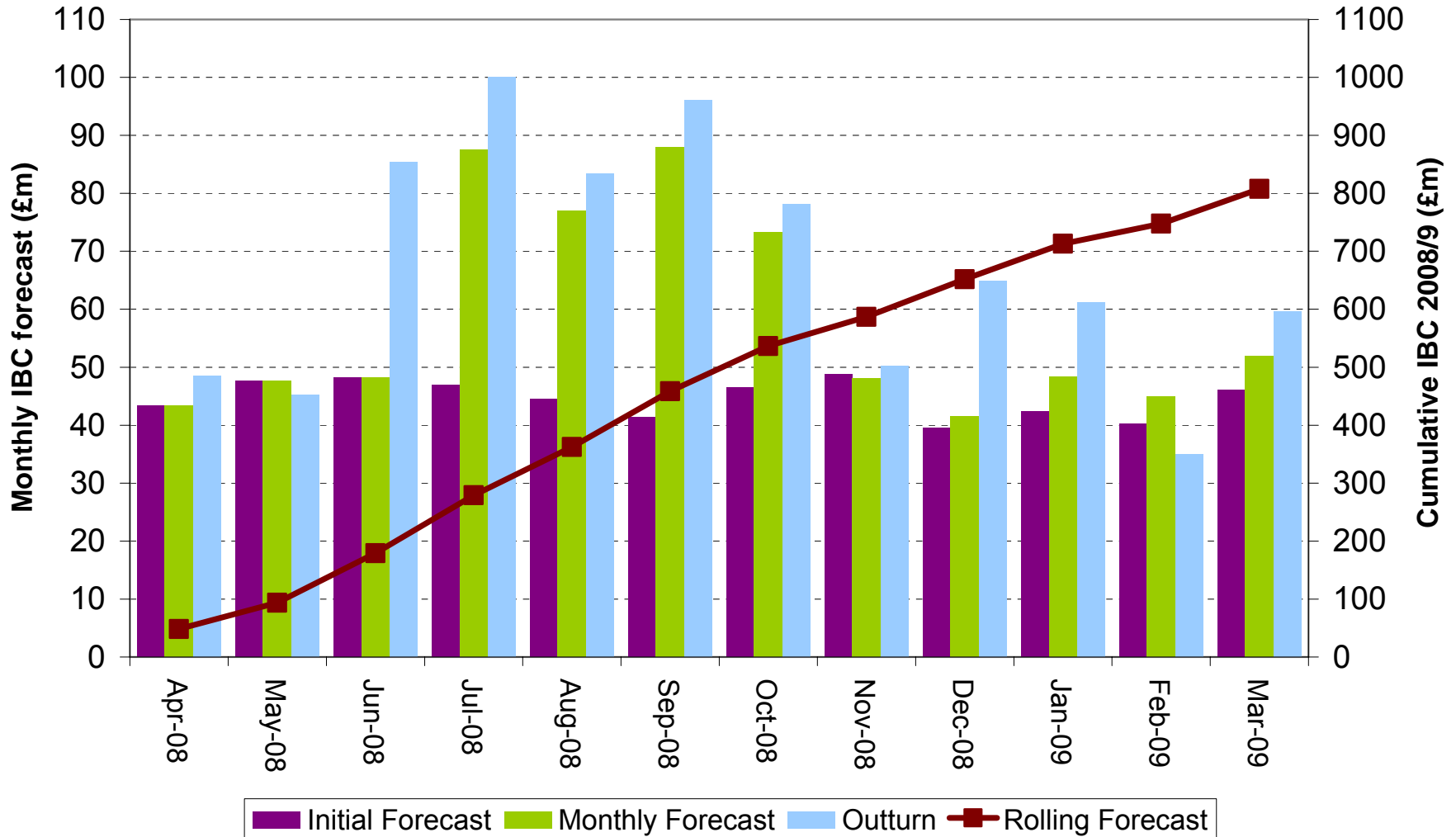
Constraint Expenditure in March was due to the start of a number of major outages ahead of clock change.

2008/9 Scheme Parameters

2008/9 Balancing Services Incentive Scheme



Monthly IBC 2008/9 forecasts and outturn



Provisional BSUoS outturn / forecasts 2008/9

- ◆ Current BSUoS central forecast remains at £1.51/MWh
- ◆ Overall forecast range £1.40/MWh to £1.60/MWh

Provisional Monthly BSUoS outturn / forecasts 2008/9

